


Home Learning – Learning Base 2- wk bg – 22nd February 2021 - OVERVIEW

<b>English – Communication (<i>Speaking and listening</i>)</b>	
<b>Monday</b>	<p>During Literacy the children will be looking at different pobble 365 pictures related to the topic. Please talk to your child about these pictures, describe what they see and ask and answer questions to gain more information. This week the picture is <a href="https://www.pobble365.com/thank-you/">https://www.pobble365.com/thank-you/</a></p>  <p><i>What do you notice?</i> <i>Parents – please take turns with your child to say what you notice in the picture</i> <i>Resources –Pobble picture</i></p>
<b>Tuesday</b>	<p>Who has written the message? What can you see in the message? Say “I can see _____” using the CIP words <i>Resources –Pobble picture, I can see bubble and Concept in Print pictures (CIP)</i></p>
<b>Wednesday</b>	<p>Why have they written the message? Can you remember the last 5 times you said ‘thank you’ to someone? What did you say thank you for? What effect does being polite to people have? <i>Resources – Pobble picture</i></p>
<b>Thursday</b>	<p>Can you draw what you would like to say ‘thank you’ for? Who do you need to thank? – your mum for shopping for you or your dad for making your food? <i>Resources – Pictures of different things that people do for others</i></p>
<b>Friday</b>	<p>Describe your drawing of what James could see from the top of the mountain. “I want to thank my mum for taking me to the shops” “My dad helps me and I want to say thank you” <i>Resources – Pictures of different things that people do for others</i></p>

## Spelling/ phonics

Repeat every day

Lesson structure /j/

- Say /j/ - Sing and bounce j j j j j j, push your lips forward as you make the sound
- describe the picture before showing the children
- Hold up picture-sound cards in turn, stretch the sound at the start



/j/ j j j j / jam



/j/ jug



/j/ jelly




/j/ jigsaw

Repeat until children are fluent

Read /j/



Copy the Jack in the box onto the board. Run finger down and under the jack in the box saying j j j j j. Say jack as you touch Jack's head



Write /j/ on the board beside the jack in the box, make the same size. Run finger down the /j/ saying j j j j. Say /j/ as you touch the end of /j/

- show the speed sound card (picture side). Say jack in the box.

- show the letter side. Say /j/

Repeat until children are fluent

Speed sounds Hide /j/ in the middle of the words

Show cards m/a/s/d/t/i/n/p/g/o/c/k/u/ b/f/e/l/h/r/ and practice until can read at speed

Write /j/

1/. Handwrite. Air write /j/ saying – down his body, curl and dot


2/. Sound write. Say j j j j, in a rhythm as air writing large /j/

Repeat 1/. And 2/. Getting faster each time


Repeat 1/. And 2/. On paper



	<p><u>Speed write</u> Choose 3 of the sounds previously taught - m/a/s/d/t/i/n/p/g/o/c/k/u/ b/f/e/l/h/r/sh/ck/ Write the sound said as quick as you can</p> <p><u>Fred talk (oral)</u> Say these words in fred talk j/e/t, j/o/b, j/o/g, j/a/m, j/o/p, j/o/f, - children repeat the fred talk and say the word - j/e/t jet</p> <p>Use 1 set of m/a/s/d/t/i/n/p/g/o/c/k/u/b/f/e/l/h/r /sh/ck/ <u>Make these words – steps –</u> Real words – met/ set/ fan/ fun/ fat/ lip/ log/ let/ had/ hit/ hen/ ship/ shop/ fish/ sack Nonsense words – gof/ shup/ hib/ fot/ gock</p>
<b>Monday</b>	<p>Please use the phoneme mat provided to recap the sounds that your child recognises. Take turns with your child to say and find different sounds. Touch the letter Aa and say “a”. <i>Resources – Phoneme mat (alphabet)</i></p>
<b>Tuesday</b>	<p>Look at the individual letters, say the sound selected and find/match to the phoneme mat. Say the sound <i>Resources – Phoneme mat (alphabet) / individual letters</i></p>
<b>Wednesday</b>	<p>Using the individual letters, play find the ____ game. Place some of the letters out and say “find me the ____”, child collects the selected sound <i>Resources – Individual letters</i></p>
<b>Thursday</b>	<p>Use the sounds m / a / s / d / t / i / n / p / g / o / c / k / u / b / f / e / l / h / sh / r / j / v / y / w / Sound out / m / a / p / map. Child to make / m / a / p / map <i>Resources – words –</i> - red/ run/ rat/ jog/ jet/ jam/ vet/ yap/ yes/ yum/ web/ win/ wish/ wet/ sock/ jug/ key/ well/ ship/ shop/ fish/ rag/ rip/ job/ van/ yak/ yet/ wig/ yosh/ vib/ hesh/ shib/ rof/ ren/ losh/ stosh/ rin/ rog/ jop/ jof/ vop/ vaf/ yup/ yuf/ wom/ wib/</p>
<b>Friday</b>	<p>Say the words for your child to make Map, sat, pin, got, mit, mop, Child will listen, say the sounds in order and make the word <i>Resources – words, individual letters</i></p>
	<p><b><u>Websites to support phonics learning</u></b> <a href="https://www.verywellfamily.com/best-free-educational-websites-for-kids-3129084">https://www.verywellfamily.com/best-free-educational-websites-for-kids-3129084</a> - Sesame Street - letters - <a href="https://www.sesamestreet.org/games">https://www.sesamestreet.org/games</a> - Starfall- sounds - <a href="https://www.starfall.com/h/">https://www.starfall.com/h/</a> - Phonicsplay - <a href="https://www.phonicsplay.co.uk">https://www.phonicsplay.co.uk</a> <a href="https://www.topmarks.co.uk/">https://www.topmarks.co.uk/</a> - games for sounds <a href="https://www.ictgames.com/">https://www.ictgames.com/</a> - games for literacy</p>

## Writing

<u>Monday</u>	<b>Teach Handwriting</b>  Do 5 exercises daily - <a href="https://teachhandwriting.co.uk/handwriting-warm-up-exercises.html">https://teachhandwriting.co.uk/handwriting-warm-up-exercises.html</a> Please practice your child's full name so that all the letters are formed correctly. Please use the RWI (alphabet) sheet provided in your home learning pack. Say the letter formation as you write the letter eg. "round the apple and down the leaf" when writing the letter /a/. Say the letter and sound of the letters in your child's name. Form the letter correctly. <i>Resources – RWI letter formation sheet, child's name card</i>
<u>Tuesday</u>	Say a letter and sound. Child to form the letter correctly. Practice writing all the letters of the alphabet. Say the letter name and sound. <i>Resources – RWI letter formation sheet</i>
<u>Wednesday</u>	Use the words from spelling for your child to write. Say the word eg. map, show on your fingers the sounds /m/a/p/, say word again – map <i>Resources – words to write – map, tin etc</i>
<u>Thursday</u>	Using the drawing of what you want to say thank you for, look at the CIP words and write on your picture to describe it – happy, helping, card, thank you, <i>Resources – CIP words to write the words things to thank other people for</i>
<u>Friday</u>	Write sentences to describe what it means to be thankful. "I am very helpful" "My mum helps me" "I like being helpful and say thank " <i>Resources – CIP words to support ideas</i>
	<b><u>Websites to support writing</u></b> <a href="https://www.abcya.com/grades/prek">https://www.abcya.com/grades/prek</a> <a href="http://www.funbrainjr.com/search_games.html">http://www.funbrainjr.com/search_games.html</a>
<b><u>Reading</u></b>	
<u>Monday</u>	Please continue reading the ORT books that have been sent home. Please share your child's reading book. Please talk about the pictures and what is happening in the story. <i>Resources – reading books</i>
<u>Tuesday</u>	Please listen, share and ask questions about the reading books sent home. Talk about who is in the story? What is happening? What do they think will happen next? Look at the initial letters and read the text in the book
<u>Wednesday</u>	Bugclub - Please log in and read the books that have been selected for your child at their level of learning - Username and Password given <i>Resources – <a href="https://www.activelearnprimary.co.uk/login?c=0">https://www.activelearnprimary.co.uk/login?c=0</a></i>
<u>Thursday</u>	Register and access free books - <a href="https://home.oxfordowl.co.uk/reading/reading-schemes-oxford-levels/read-write-inc-phonics-guide/">https://home.oxfordowl.co.uk/reading/reading-schemes-oxford-levels/read-write-inc-phonics-guide/</a> - parents to use for home learning <i>Resources - <a href="https://www.oxfordowl.co.uk/">https://www.oxfordowl.co.uk/</a></i>
<u>Friday</u>	Myon free books. Please log in and look at the books available. Share the books Listen to the tricky word song - <a href="https://www.youtube.com/watch?v=TvMyssfAUx0">https://www.youtube.com/watch?v=TvMyssfAUx0</a> <i>Resources – <a href="http://www.myon.co.uk">www.myon.co.uk</a>. and websites</i>

<b>Maths</b>	
<b>Monday</b>	Order the numbers 1-10. Remove a number and find the missing number. Find 1 more than and 1 less than. Use numbers 1-20 when confident with 1-10 <i>Resources – individual numeral and number lines</i>
<b>Tuesday</b>	Practice writing numerals to 10 and numerals 1-20 Say a number, child finds on the number line and writes and says the numeral Repeat with other numbers <i>Resources – number lines</i>
<b>Wednesday</b>	<i>Time</i> Please watch the time videos and join in using the clocks <a href="#">Hip-Hop Around the Clock   Learn How to Tell Time   Jack Hartmann</a> <i>Resources – Number lines, individual numerals , clock outline</i>
<b>Thursday</b>	Please continue to practically count out amounts of objects. Look at the numerals 1-20 and count out the correct amount of objects. Extend by adding and subtracting numbers up to 10 – I have 10 sweets and give 5 to my mum, I have 5 left.
<b>Friday</b>	<i>Time</i> Please watch the time videos and join in using the clocks <a href="#">Hip-Hop Around the Clock   Learn How to Tell Time   Jack Hartmann</a> <i>Resources – Number lines, individual numerals , clock outline</i>
	<b>Websites to support maths learning</b> <a href="https://www.verywellfamily.com/best-free-educational-websites-for-kids-3129084">https://www.verywellfamily.com/best-free-educational-websites-for-kids-3129084</a> - Jack Hartman count to 100 - - PBS Kids - counting songs - <a href="https://pbskids.org/">https://pbskids.org/</a> <a href="https://www.starfall.com/">https://www.starfall.com/</a> - counting - CoolMath - all maths concepts <a href="https://www.topmarks.co.uk/">https://www.topmarks.co.uk/</a> - games for maths <a href="https://www.ictgames.com/">https://www.ictgames.com/</a> - games for maths <a href="https://www.abcya.com/grades/prek">https://www.abcya.com/grades/prek</a> - maths games <a href="http://www.funbrainjr.com/searchgames.html">http://www.funbrainjr.com/searchgames.html</a>

<b>Curriculum</b>	
<b>Music</b>	The music service have added lessons online. Go to <a href="https://www.GMmusiconline.co.uk/yumu">https://www.GMmusiconline.co.uk/yumu</a> Enter your username and password in the boxes on the screen. Your username is: p1351527 Your password is: symphony Click on the different tabs to listen to the songs that your children take part in
<b>Topic</b>	This half term the children will be learning about 'Artists' They will be looking at different artists and talk about what inspires them They will look at and describe artists work   <a href="https://www.youtube.com/watch?v=aNi3wS5rvKc">https://www.youtube.com/watch?v=aNi3wS5rvKc</a>

	 <a href="https://www.youtube.com/watch?v=m2jK3OnrSBo">https://www.youtube.com/watch?v=m2jK3OnrSBo</a>
	Please look at the books online and talk about what you notice
<b>Topic</b>	 <a href="https://www.youtube.com/watch?v=G5U6jq8Opci">https://www.youtube.com/watch?v=G5U6jq8Opci</a>
	Please look at the book online and talk about what you notice
<b><u>On-going project-</u></b>	<p>The children will be talking about different artists</p> <p>The on-going topic this half term will be to</p> <p>*create a collage of themselves using as many different materials, textures etc</p> <p>What would you need to use?</p> <p>Describe your art piece</p>
<b><u>Sensory</u></b>	
<b><u>Playdough</u></b>	Follow the guidance on Dough disco - <a href="https://www.youtube.com/watch?v=3K-CQrjI0uY">https://www.youtube.com/watch?v=3K-CQrjI0uY</a>
<b><u>Meditation / Yoga</u></b>	
<b><u>Peaceout</u></b>	Follow the peaceout video - <a href="https://www.youtube.com/watch?v=2TFuFd4iFOY">https://www.youtube.com/watch?v=2TFuFd4iFOY</a>
<b><u>SEESAW</u></b>	
<b><u>Seesaw</u></b>	Please use your log in to access all your learning

**Don't forget-**

We love seeing your home learning.

You can always take a photo and email to school or tweet us!

We are looking forward to seeing what you have been up to.

IF YOU TAKE A PHOTO or make a video of your child learning, please send to [info@greenhill.theharmonytrust.org](mailto:info@greenhill.theharmonytrust.org)