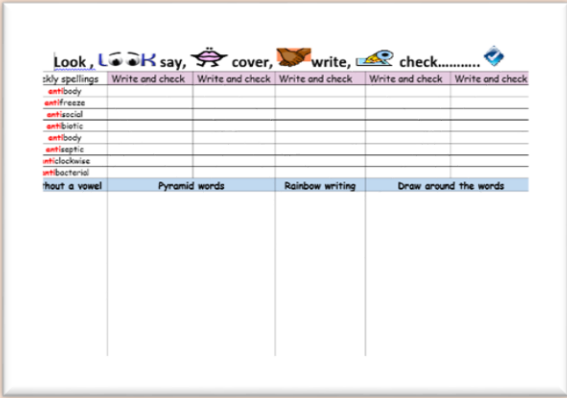







Remote Home Learning: 22ND February 2021

Spelling/Phonics		Time to spend on activity
<p><u>Spelling/Phonics and handwriting:</u></p> <p><u>On purple Mash</u></p> <p><u>Monday 22/2/21</u></p>	<p><i>Spellings - Look, cover, write, check spellings : - anti</i></p> <div style="text-align: center;">  </div> <p><i>Handwriting- contracted words- n't</i></p>	<p>25 minutes</p>
<p><u>TT Rockstars</u></p>	<p>https://play.ttrockstars.com/auth/school/student/3889</p> <p>Please spend 10 Minutes on TT Rockstars Daily! Complete 5 soundchecks daily too! Thank you</p>	<p>10 Minutes Daily</p>

<p>Reading:</p>   	<p>myON This week please can you complete <u>The Rain Forests Assignment</u></p> <p><u>Research the Rainforest by searching for books in the search box</u></p>  <p><u>PLEASE READ FOR PLEASURE FOR 15 MINUTES DAILY ON MYON.</u></p> <p><u>Accelerated reader:</u> Login to Accelerated Reader to take a quiz https://ukhosted13.renlearn.co.uk/6013217</p> 	<p>Read for 15 minutes daily using your myOn and take an AR quiz</p> <p>30 minutes</p>
--	---	--

English

<p>Monday</p> <p>PurpleMash</p>	<p>LO- To use punctuation correctly.</p> <p><u>Main:</u> Watch the video story- LEAF</p> <p>Look at the copy of the text without punctuation. Today, you will be the punctuation police to work out where the punctuation should go.</p> <ul style="list-style-type: none"> - Full stops and capital letters - Question marks - commas 	<p>45 minutes</p>
<p>Tuesday</p> <p>PurpleMash</p>	<p><u>LO- to use expanded noun phase</u></p> <p><u>Starter:</u> Read the story of Leaf again. Discuss the use of adjectives in the book.</p> <ul style="list-style-type: none"> • What do adjectives do? (describe) • Why do we use them? 	<p>45 minutes</p>

	<p>An expanded noun phrase is when we use adjectives and adverbials to extend a sentence and add more detail (to what is already there – to develop the full thought). How can we add more detail to this sentence?</p> <p><u>He ran through the forest.</u> <u>He swiftly ran through the green, luscious forest</u></p> <p>Main: The children will add the missing adjectives, making sure that the adjectives they choose are appropriate.</p>	
<p>Wednesday Purple Mash</p>	<p>LO- To use conjunctions.</p> <p>Main:</p> <p>Look at the two simple sentences. What is a clause? It needs to have a subject and a verb. Example,</p> <ul style="list-style-type: none"> • <u>Leaf was alone and scared. He was lost.</u> <p>Ask children to identify the subject (Leaf) and the verb (lost).</p> <ul style="list-style-type: none"> • Ask the children how would they add a conjunction <p>Go through adding conjunction to two main clauses to make a compound sentence. After modelling discuss which conjunctions are higher level in line with assessment.</p> <p style="text-align: center;"><u>Leaf was alone and scared because he was lost.</u></p>	45 minutes
<p>Thursday PurpleMash</p>	<p>LO- To use fronted adverbials. Fronted adverbials are words or phrases that give more information to the sentence. They are words or phrases at the beginning of the sentence used to describe the action that follows. Using fronted adverbials can be a way to add interest to writing, to display more detail or to add depth.</p> <p>Main: Today you will write some sentences with fronted adverbial at the start of the sentence followed by a comma.</p>	
<p>Friday</p>	<p>LO- To write a setting description (as a postcard home to mum)</p>	45 minutes



<p>PurpleMash</p>	<p>Starter: Cover up SC. What have we practiced this week? What am I looking for today?</p> <p>Main: Explain that today we will be using all of our learning from this week to create a setting description .</p> <ul style="list-style-type: none"> • Show the children the picture and read some of a WAGOLL. • How can we apply what we have learned to develop it further? <p>Model write a few more sentences with the children’s input. Remind children of the expectations during the write and give out special pencils, calm music etc. Start as a shared write using scaffold.</p>	
<h2>Maths</h2>		
<p>Monday</p> <p>PurpleMash</p>	<p><u>L.O. To understand a pictogram</u></p> <p>Starter – Fluent in five - 7 times table Write out your 7 times table on paper to practice saying outloud this week.</p> <p>Input Watch the video on the 2do link to remind yourself about pictograms</p> <p>Activity Complete the quiz on Purple Mash called ‘Monday Maths – Pictograms’</p> <p>Success Criteria</p> <ul style="list-style-type: none"> • A pictograph is in a table • The name of what you are counting goes in the left column • The pictures are put in the row next to the object name. • There must be a key to show what the pictures mean. • The number of pictures will not always be the same as the number of objects because one picture can count more than one object. 	<p>45 minutes</p>
<p>Tuesday</p> <p>PurpleMash</p>	<p><u>L.O. To understand what a bar chart is</u></p> <p>Starter – Fluent in five -7 times table</p>	<p>45 minutes</p>

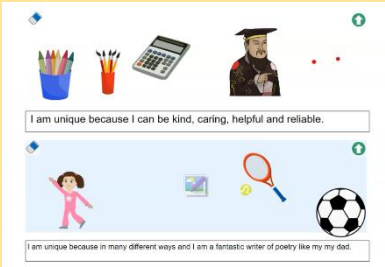
	<p>Focus on 7 x table. Play hit the button – hit the answer https://www.topmarks.co.uk/maths-games/hit-the-button</p> <p><u>Input</u> Watch the video on the 2do link to remind yourself about bar charts</p> <p><u>Activity</u> Complete the quiz on Purple Mash called ‘Tuesday Maths Introduction to Bar Charts’</p> <p><u>Success Criteria</u></p> <ul style="list-style-type: none"> • A bar graph uses bars to show data. • The name of what you are counting goes on the bottom- x axis. • The numbers to count the data goes on the y axis- up the side and needs labeling. • The bar just covers the section that is labeled for. • The number up the axis will not always be the same as the number of objects because the axis can go up in more than 1. 	
<p>Wednesday</p> <p>PurpleMash</p>	<p><u>L.O. To answer questions about a bar chart</u></p> <p><u>Starter</u> – Fluent in five - 7 times table Focus on 7 x table. Play hit the button – hit the question https://www.topmarks.co.uk/maths-games/hit-the-butto</p> <p><u>Input</u> Watch yesterday’s video again on the 2do link to remind yourself about bar charts</p> <p><u>Activity</u> Complete the quiz on Purple Mash called ‘Wednesday Maths Bar Charts’</p> <p><u>Success Criteria</u></p> <ul style="list-style-type: none"> • A bar graph uses bars to show data. • The name of what you are counting goes on the bottom- x axis. • The numbers to count the data goes on the y axis- up the side and needs labeling. • The bar just covers the section that is labeled for. • The number up the axis will not always be the same as the number of objects because the axis can go up in more than 1. 	<p>45 minutes</p>




<p>Thursday</p> <p>PurpleMash</p>	<p><u>L.O. To interpret data in a bar chart</u></p> <p><u>Starter</u> – Fluent in five - times table Focus on 7 x table. Can you say your 7 times table outloud without looking at them written down? Can you say them backwards? (this is tricky)</p> <p><u>Input</u> Watch Tuesday’s video again on the 2do link to remind yourself about bar charts</p> <p><u>Activity</u> Complete the quiz on Purple Mash called ‘Thursday Maths Interpreting Bar Charts’</p> <p><u>Success Criteria</u></p> <ul style="list-style-type: none"> • A bar graph uses bars to show data. • The name of what you are counting goes on the bottom- x axis. • The numbers to count the data goes on the y axis- up the side and needs labeling. • The bar just covers the section that is labeled for. • The number up the axis will not always be the same as the number of objects because the axis can go up in more than 1. 	<p>45 minutes</p>
<p>Friday</p> <p>PurpleMash</p>	<p><u>L.O. To understand that tables and bar charts can be linked</u></p> <p><u>Starter</u> – Fluent in five - 7 times table Focus on 7 x table. Ask a family member to test you on your 7 times table, either on paper or just saying the answer.</p> <p><u>Input</u> Watch Tuesday’s video again on the 2do link to remind yourself about bar charts</p> <p><u>Activity</u> Complete the quiz on Purple Mash called ‘Friday Maths Tables & Bar Charts’</p> <p><u>Success Criteria</u></p> <ul style="list-style-type: none"> • A bar graph uses bars to show data. • The name of what you are counting goes on the bottom- x axis. • The numbers to count the data goes on the y axis- up the side and needs labeling. 	<p>45 minutes</p>

- The bar just covers the section that is labeled for.
- The number up the axis will not always be the same as the number of objects because the axis can go up in more than 1.

Foundation Subjects

<p>Topic</p> 	<p><u>L.O. To compare the polar regions.</u></p> <p><u>Starter</u> What do you already know about the Arctic and the Antarctic? Where are they?</p> <p><u>Input</u> Read and make some notes on the powerpoint called 'Comparing Arctic and Antarctic Powerpoint'.</p> <p><u>Activity</u> Complete the Venn diagram on Purple mash comparing the Arctic and Antarctic. Use the information from the powerpoint as well as the information next to the Venn diagram.</p>	<p>1 session</p> <p>45 minutes</p>
<p>Science</p> 	<p><u>LO: To know that teeth have different functions</u></p> <p><u>Starter</u> Go and look in the mirror at your teeth. If you can, draw them on a piece of paper.</p> <ul style="list-style-type: none"> • What shape are your teeth? • Why do you think teeth have different shapes? • How many teeth have you got? <p>Now think about what you do when you want to eat a bite of apple</p> <ul style="list-style-type: none"> • Which teeth did you bite with? • Which teeth did you use to chew? • Why do we need to chew our food before we swallow? <p><u>Input</u> Watch the video on the 2do link called 'Teeth and their functions video'</p> <p><u>Activity</u> Complete the activity on Purple Mash called 'Healthy Teeth'. You need to use the pictures of the different teeth, and then underneath write some facts about those teeth. Think about where they are in your mouth and the function of those teeth.</p>	<p>1 Session</p> <p>45 Minutes</p>

	<p><u>Success Criteria</u> Identify and name:</p> <ul style="list-style-type: none"> • incisors, • canines, • premolars and molars <p>State the function of each type of tooth</p>	
<p>PSHE Tuesday</p>	<p style="text-align: center;"><u>What makes you unique?</u></p> <p>Can you identify your own characteristics that are unique to you?</p> <p>How are you different to you brothers and sisters? Which characteristics have been passed on to you from your parents?</p> <p>Are you... good at music due to being taken to music lessons by your parents even though they themselves are not musical? Are you good at sports like your grandparents used to be?</p> <div data-bbox="898 906 1281 1173" style="border: 1px solid black; padding: 5px; text-align: center;">  <p>I am unique because I can be kind, caring, helpful and reliable.</p> <p>I am unique because in many different ways and I am a fantastic writer of poetry like my my dad.</p> </div>	
<p>RE Wednesday</p>	<p>LO- What do Christians think is salvation?</p> <p>Did you know that Christians believe humans are separated from God because they all sin (make mistakes) - that means that Christians choose to go their own way and do their own thing rather than following God's way</p>	

	<p>Most Christians say that Jesus came to the Earth to show people how to live a life of love and obedience- (saving them or rescuing them from themselves) Watch the video and make a poster to tell me what Christians believe salvation is.</p> <p>https://www.youtube.com/watch?v=o5qdXWnvynE</p> 	
PE	<p>PE with Joe Wicks</p>  <p>Join Joe on his YouTube channel every Monday, Wednesday and Friday Yoga Bugs</p>  <p>Another way you stay fit and heathy is by taking part in these Yoga sessions.</p> <p>Visit the following website</p> <p>https://vimeo.com/showcase/7488612 Use the password schoolbugs321*</p>	<p>3 sessions</p> <p>20 minutes</p>
Music	<p>Each week there will be a new lesson for you to do at home on YUMU. https://charanga.com/yumu/login</p> <p>Remember to NOT change the password, even if prompted because this will restrict everyone's access.</p> <p>Class 9: Username = p1415276 Password = beat Class 10: Username = p1415255 Password = brown</p>	<p>30 minutes</p>

<u>On-going project-</u>		<u>Ongoing</u>

Don't forget- we love seeing your home learning. You can always take a photo and email to school or tweet us! We are looking forward to seeing what you have been up to.

Thank you for your support.

Miss Cummins and Mrs Khalil