








Remote Home Learning: 8th February 2021

<u>Spelling/Phonics</u>		<u>Time to spend on activity</u>
<p><u>Spelling/Phonics:</u></p> <p><u>Spelling Worksheet on Purple Mash</u></p>	<p><i>No nonsense Spellings</i></p> <p><i>Look, cover, write, check spellings –</i></p> <p>These spellings focus on using an apostrophe to make the noun plural. To practice using these spellings. For one of the tasks you will need to write a sentence with the spelling in for each of the spellings.</p> 	<p>25 minutes</p>
<p><u>Handwriting</u></p>	<p>This week you will be practicing the letters 'k and n'. These two letters together form silent letters. For example: when you say the word 'Know' out loud, you don't hear the letter 'k'.</p> 	<p>25 minutes</p>

<p>TT Rockstars</p>	<p style="text-align: center;">Please spend 10 Minutes on TT Rockstars Daily! Complete 5 soundchecks daily too! Thank you</p> <p style="text-align: center;">HELP YOUR CLASS TO WIN THIS WEEKS BATTLE!!!!</p>	<p>10 Minu tes Daily</p>
<p>Reading:</p>   	<p>myON</p>  <p><i>This week please can you complete <u>The reading task:</u></i></p> <p>The Story of Orion</p> <p><i>Pick one book every day to read for pleasure and take the Quiz- Remember you need to read for at least 15 minutes – everyday to be to be a reading champion!</i></p> <p style="text-align: center;"><u>PLEASE READ FOR 15 MINUTES DAILY ON MYON.</u></p> <p>Accelerated reader: Login to Accelerated Reader to take a quiz https://ukhosted13.renlearn.co.uk/6013217</p> 	<p>Read for 15 minu tes daily using your myO n and take an AR quiz</p> <p>30 minu tes</p>
English		
<p>Monday</p> <p>Purple Mash English Monday</p>	<p>L.O - To study a character</p> <p>Starter: Think about how we can describe different Roman soldiers.</p>	<p>45 minu tes</p>



Main:

You are going to create a Roman soldier **wanted** poster. This task requires you to think about how you would ask for a Roman soldier to join the army. Some questions you can think about to help you with this task are...

- What does he look like?
- What skills should he have?
- How should he behave?

You must make links between the things you are asking the soldier to be. For example: They must be brave because...

You can include:


- Sensible similes
- 2A sentences

Tuesday
PurpleMash
English
Tuesday


L.O - To describe a character


Starter:

Think about different adjectives to describe a soldier.



45
minu
tes

	<p>Main: Use the adjectives you have come up in the starter to describe a Roman soldier. Think about what he looks like and what he does.</p> <p>You can include:</p> <ul style="list-style-type: none"> • Noun phrase • Prepositional phrase • Conjunctions • Fronted adverbials • Possessive pronoun clauses 	
<p>Wednesday PurpleMash English Wednesday</p>	<p>L.O- To draft a character description</p>  <p>Main: You are going to use yesterday's work to help you draft a character description. You are going to describe the character of a Roman soldier in battle. To make your draft more exciting you can use...</p> <ul style="list-style-type: none"> • -ing verbs • 2A openers • Fronted adverbials • Similes • Metaphors <p>REMEMBER OUR NON-NEGOTIABLES</p> <ul style="list-style-type: none"> • Full stops and capital letters • Conjunctions to add detail • Pronouns to avoid repetition 	
<p>Thursday PurpleMash</p>	<p>L.O - To write a character description</p> <p>Starter:</p>	

<p>English Thursday</p>	<p>Have a look at yesterday's work. Use this to help you with your writing today!</p>  <p>Main: You are going to write a character description on a Roman soldier in a battle scene. This is like yesterday's work, but today you are making sure that you extend your sentences and you could change some words for better sounding words to make your writing more exciting.</p> <p>You could add:</p> <ul style="list-style-type: none"> • Similes • -ing verbs • 2A openers • Fronted adverbials • Metaphors <p>REMEMBER OUR NON-NEGOTIABLES:</p> <ul style="list-style-type: none"> • Full stops and capital letters • Conjunctions to add detail • Pronouns to avoid repetition 	
<p>Friday PurpleMash English Friday</p>	<p>Teacher Inset Day</p>	<p>45 minu tes</p>
<p>Maths</p>		

Monday

**PurpleMash
Maths
Monday**

L.O. To divide (mental methods)

Starter – Focus on 6 x table. Write out your 6 times table on paper to practice saying outloud this week.

Activity

Remember that division is the opposite multiplication, so your multiplication knowledge should help you with the division learning this week.

Today we are going to think about fact families. You will be given 3 numbers and you need to think about the number sentences that you can write using those 3 numbers and using only multiply or divide. For example if the numbers were;

14 7 2

I could write

$$7 \times 2 = 14$$

$$2 \times 7 = 14$$


$$14 \div 2 = 7$$

$$14 \div 7 = 2$$

Watch the video on the 2do which explains how to do complete the fact families. You can watch this video as many times as you need to and even pause it if it helps.

Complete the 'to do' on purple mash to find all the fact families.

<p>Tuesday</p> <p>PurpleMash Maths Tuesday</p>	<p>L.O. To divide (grouping and sharing)</p> <p><u>Starter</u> – Focus on 6 x table. Play hit the button – hit the answer https://www.topmarks.co.uk/maths-games/hit-the-button</p> <p><u>Activity</u> You need to remember these terms to help you</p> <ul style="list-style-type: none"> • quotient (result of dividing one number by another e.g. the answer), • dividend (a number that is divided by another e.g. biggest number in the question) • divisor (the number that is being divided) <p>What is the difference between grouping and sharing?</p> <ul style="list-style-type: none"> • When SHARING, the dividend and quotient are the same thing (12 pencils split between 3 boxes, how many pencils.) • When GROUPING, the dividend and quotient are different (12 pencils split between 3 people, how many boxes needed.) <p><u>Activity</u> Complete the activity set for you on purple mash – there are 2 activities about counting in groups and thinking about repeated addition.</p>	<p>45 minutes</p>
<p>Wednesday</p> <p>PurpleMash Maths Wednesday</p>	<p>L.O . To divide</p> <p><u>Starter</u> – Focus on 6 x table. Play hit the button – hit the question https://www.topmarks.co.uk/maths-games/hit-the-button</p> <p><u>Activity</u> Today we are focussing on division using the bus stop method.</p> <p>Watch the video on purple mash to remind yourself how to do bus stop.</p> <p>Complete the division questions on purple mash</p> <p><u>Success Criteria</u> Write the question using the bus stop. Begin with the number at the left, how many times does the number we are dividing by go in to the number? Write how many times it goes into the number above if, if there is a remainder, write that next to the next number in the bus stop and repeat the above steps</p>	<p>45 minutes</p>

<p>Thursday</p> <p>PurpleMash Maths Thursday</p>	<p>L.O . To divide</p> <p><u>Starter</u> – Focus on 6 x table. Can you say your 7 times table outloud without looking at them written down? Can you say them backwards? (this is tricky)</p> <p><u>Activity</u> Today we are working on division again using bus stop method but this time you will learn how to have decimals with your answers instead of remainders!</p> <p>This is new learning so please make sure you watch the video on purple mash to help you.</p> <p>Complete the division questions on purple mash.</p> <p><u>Success Criteria</u> Write the sum using the bus stop. Begin with the number at the left, how many times does the number we are dividing by go in to the number? Write how many times it goes into the number above if, if there is a remainder, write that next to the next number in the bus stop and repeat the above steps. When dividing with decimals- if there is a remainder add the decimal point and a zero- carry over like previously- to three decimal places</p>	<p>45 minutes</p>
<p>Friday</p> <p>PurpleMash Maths Friday</p>	<p>Teacher Inset Day</p>	
<p>Foundation Subjects</p>		
<p>Science</p> 	<p>L.O. To know keys can be used to classify living things</p> <p>Today we will be using keys to help identify different animals. Keys are often used in science to identify the names of living things or the group to which belongs. Animals can be grouped into lots of categories, for example animals which have wings and those which don't have wings, animals which swim and animals which don't swim.</p> <p><u>Activity</u> Complete the Classification of Animals Quiz on purple mash. There may be some vocabulary which you are not sure about which you should research to help you answer the questions.</p>	<p>1 session 45 minutes</p>

PSHE/Mindfulness & Yoga
(8.2.21)

L.O: know that reflecting on happier times can help when we are disappointed

Opener:



Last week looked a hopes and dreams. But we know that hopes and dreams do not ALWAYS come true- this can be difficult, upsetting and hard to accept.

I would like you to think about how we overcome this disappointment.

Main:

Today I want to focus on the power of reflecting on positive experience to help us when we have a disappointment. In my example, when I was disappointed that I wasn't chosen for a role I thought about my new house, going shopping and the sun. This helped to make me feel better. Can you tell me what you think about when you need to cheer yourself up?

How do you overcome disappointment?



When you are sad if you think about happier events or times it can help to make you feel better.

Have a go at Yoga Kids-

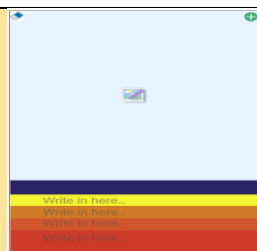
<https://www.bing.com/videos/search?q=yoga+kids&&view=detail&mid=5DE725F975068F6BA9345DE725F975068F6BA934&&FORM=VRDGAR&ru=%2Fvideos%2Fsearch%3Fq%3Dyoga%2Bkids%26FORM%3DHDRSC4>

30 mins

RE
(8.2.21)
PM

L.O: to think about similarities and differences

30 mins



Opener:

I would like you to think celebrations around the world and in different religions. What things do they do which is the same and what things do they do which is different?

Take some time to think about that, ask your family some questions about that?



Main:

I would like you to think about significant events and watch the video about Diwali.

- How are they celebrating, is this similar to any other events that you know about?

On the learning sheet please create a picture or add pictures about Diwali and on the stripes please tell me which events similar and which events are different. Good Luc !

	<p><u>Opener:</u></p> <p>I would like you to think celebrations around the world and in different religions. What things do they do which is the same and what things do they do which is different?</p> <p>Take some time to think about that, ask your family some questions about that?</p> <p><u>Main:</u></p> <p>I would like you to think about significant events and watch the video about Diwali.</p> <ul style="list-style-type: none"> • How are they celebrating, is this similar to any other events that you know about? <p>On the learning sheet please create a picture or add pictures about Diwali and on the stripes please tell me which events similar and which events are different. Good Luc !</p>	
French	<p>L.O. TO understand the words for different body parts in French</p> <p><u>Opener</u></p> <p>Watch the video on Purple Mash and repeat the words outloud after Miss Wallace. Then watch this video and try to join in outloud.</p> <p>https://www.youtube.com/watch?v=eVbbLXPdJKQ</p> <p><u>Main</u></p> <p>Complete the activity on purple mash. You will need to label the body parts using the French words. You can use Miss Wallace's video to help you remember what the words mean if you need to.</p> <p>Are you brave enough to sing the song in French to a family member? Can they guess what the song means in English?</p>	30 mins
French	<p>L.O. TO understand the words for different colours in French</p> <p><u>Opener</u></p>	30 mins

	<p>Watch this video and try to join in outloud.</p> <p style="text-align: center;">https://www.youtube.com/watch?v=gPPIT1nbe7Q</p> <p>The first part of the video, you can repeat the words for the different colours.</p> <p>The second part of the video asks you to find the different colours. Listen carefully and see if you can hear the word for the colours. Just test yourself and see if you can recognise the words.</p> <p>Main Complete the activity on purple mash. You will need to label the pictures using the French words for the different colours.</p>	
PE	<p>PE with Joe Wicks</p>  <p>Join Joe on his YouTube channel every Monday, Wednesday and Friday</p> <p>Yoga Bugs</p>  <p>Another way you stay fit and healthy is by taking part in these Yoga sessions. Visit the following website</p> <p style="text-align: center;">https://vimeo.com/showcase/7488612</p> <p>Use the password schoolbugs321*</p>	<p>3 sessions per week</p> <p>20 minutes</p>
Music	<p>Each week the will be uploading a new lesson for you to do at home on YUMU.</p> <p style="text-align: center;">https://charanga.com/yumu/login</p> <p>Remember to NOT change the password, even if prompted because this will restrict everyone's access.</p> <p>Class 9: Username = p1415276 Password = beat Class 10: Username = p1415255 Password = brown</p>	<p>30 minutes</p>

<u>On-going project-</u>	<i>Research information about the Romans. Remember, you can use books from the library or the internet for help. Alternatively, you could create a fantastic piece of art work based on the Romans</i>	<u>Ongoing</u>
---------------------------------	--	-----------------------

Don't forget- we love seeing your home learning. You can always take a photo and email to school or tweet us! We are looking forward to seeing what you have been up to.

Thank you for your support.

Miss Cummins and Mrs Khalil