






Home Learning – Learning Base 2- wk 8th February 2021 - OVERVIEW

<u>English – Communication (Speaking and listening)</u>	
<u>Monday</u>	<p>During Literacy the children will be looking at different pobble 365 pictures related to the topic. Please talk to your child about these pictures, describe what they see and ask and answer questions to gain more information. This week the picture is https://www.pobble365.com/swirling-sunrise/</p>  <p>What do you notice? Parents – please take turns with your child to say what you notice in the picture <i>Resources –Pobble picture</i></p>
<u>Tuesday</u>	<p>What can you see? What is in the sky? What colours can you see? Say “I can see _____” using the CIP words <i>Resources –Pobble picture, I can see bubble and Concept in Print pictures (CIP)</i></p>
<u>Wednesday</u>	<p>Where has James climbed to? What is above the mountain? What is happening to the cloud formation? Why did he decide to photograph the scene? <i>Resources – Pobble picture</i></p>
<u>Thursday</u>	<p>As the sun rises, James will be able to see more of the view from the mountain top. Can you draw what you think he will be able to see? <i>Resources – Pictures of different views from the top of mountains</i></p>
<u>Friday</u>	<p>Describe your drawing of what James could see from the top of the mountain. “I can see green fields” “It is very high” <i>Resources – Pictures of different views from the top of mountains</i></p>
<u>Spelling/ phonics</u>	
<u>Monday</u>	<p>Please use the phoneme mat provided to recap the sounds that your child recognises. Take turns with your child to say and find different sounds. Touch the letter Aa and say “a”. <i>Resources – Phoneme mat (alphabet)</i></p>
<u>Tuesday</u>	<p>Look at the individual letters, say the sound selected and find/match to the phoneme mat. Say the sound <i>Resources – Phoneme mat (alphabet) / individual letters</i></p>
<u>Wednesday</u>	<p>Using the individual letters, play find the ____ game. Place some of the letters out and say “find me the ____”, child collects the selected sound <i>Resources – Individual letters</i></p>
<u>Thursday</u>	<p>Use the sounds m / a / s / d / t / i / n / p / g / o / c / k / u / b / f / e / l / h / sh / r / j / v / y / w / Sound out / m / a / p / map. Child to make / m / a / p / map</p>

	<p><i>Resources – words –</i></p> <p>- red/ run/ rat/ jog/ jet/ jam/ vet/ yap/ yes/ yum/ web/ win/ wish/ wet/ sock/ jug/ key/ well/ ship/ shop/ fish/ rag/ rip/ job/ van/ yak/ yet/ wig/ yosh/ vib/ hesh/ shib/ rof/ ren/ losh/ stosh/ rin/ rog/ jop/ jof/ vop/ vaf/ yup/ yuf/ wom/ wib/</p>
Friday	Say the words for your child to make Map, sat, pin, got, mit, mop,
Purple Mash	Child will listen, say the sounds in order and make the word
	<p><i>Resources – words, individual letters</i></p> <p>Websites to support phonics learning</p> <p>https://www.verywellfamily.com/best-free-educational-websites-for-kids-3129084</p> <p>- Sesame Street - letters - https://www.sesamestreet.org/games</p> <p>- Starfall- sounds - https://www.starfall.com/h/</p> <p>- Phonicsplay - https://www.phonicsplay.co.uk</p> <p>https://www.topmarks.co.uk/ - games for sounds</p> <p>https://www.ictgames.com/ - games for literacy</p>
Writing	
Monday	<p>Teach Handwriting  Do 5 exercises daily</p> <p>- https://teachhandwriting.co.uk/handwriting-warm-up-exercises.html</p> <p>Please practice your child's full name so that all the letters are formed correctly. Please use the RWI (alphabet) sheet provided in your home learning pack. Say the letter formation as you write the letter eg. "round the apple and down the leaf" when writing the letter /a/. Say the letter and sound of the letters in your child's name. Form the letter correctly.</p> <p><i>Resources – RWI letter formation sheet, child's name card</i></p>
Tuesday	Say a letter and sound. Child to form the letter correctly.
Purple mash	Practice writing all the letters of the alphabet. Say the letter name and sound.
	<i>Resources – RWI letter formation sheet</i>
Wednesday	Use the words from spelling for your child to write. Say the word eg. map, show on your fingers the sounds /m/a/p/, say word again – map
	<i>Resources – words to write – map, tin etc</i>
Thursday	Using the drawing of what you can see from the top of the mountain picture that you created and described. Look at the CIP words and write on your picture to describe it – high, sun, sky, fields
	<i>Resources – CIP words to write the words to describe their view from the mountain</i>
Friday	Write sentences to describe the view from the top of the mountain "I can see lots of fields" "I am very high" "I can see the clouds in the sky"
	<i>Resources – CIP words to support ideas</i>
	<p>Websites to support writing</p> <p>https://www.abcya.com/grades/prek</p> <p>http://www.funbrainjr.com/search_games.html</p>

Reading	
Monday	<p>Please continue reading the ORT books that have been sent home. Please share your child's reading book. Please talk about the pictures and what is happening in the story. <i>Resources – reading books</i></p>
Tuesday	<p>Please listen, share and ask questions about the reading books sent home. Talk about who is in the story? What is happening? What do they think will happen next? Look at the initial letters and read the text in the book <i>Resources – reading books</i></p>
Wednesday	<p>Bugclub - Please log in and read the books that have been selected for your child at their level of learning - Username and Password given <i>Resources – https://www.activelearnprimary.co.uk/login?c=0</i></p>
Thursday	<p>Register and access free books - https://home.oxfordowl.co.uk/reading/reading-schemes-oxford-levels/read-write-inc-phonics-guide/ - parents to use for home learning <i>Resources - https://www.oxfordowl.co.uk/</i></p>
Friday	<p>Myon free books. Please log in and look at the books available. Share the books Listen to the tricky word song https://www.youtube.com/watch?v=TvMyssfAUx0 – tricky word song <i>Resources – www.myon.co.uk, and websites</i></p>
Maths	
Monday	<p>Order the numbers 1-10. Remove a number and find the missing number. Find 1 more than and 1 less than. Use numbers 1-20 when confident with 1-10 <i>Resources – individual numeral and number lines</i></p>
Tuesday	<p>Practice writing numerals to 10 and numerals 1-20 Say a number, child finds on the number line and writes and says the numeral Repeat with other numbers <i>Resources – number lines</i></p>
Wednesday	<p><i>Subtraction</i></p>  <p style="text-align: right;"><i>Please use objects to do a calculation eg. 4 take away 3 is _____</i></p>
Thursday	<p>Please continue to practically count out amounts of objects. Look at the numerals 1-20 and count out the correct amount of objects. Extend by adding and subtracting numbers up to 10 – I have 10 sweets and give 5 to my mum, I have 5 left.</p>
Friday	<p><i>Subtraction</i></p>  <p style="text-align: right;">Solve practical subtraction calculations <i>Resources – Number lines, individual numerals , objects</i></p>

<p>Websites to support maths learning https://www.verywellfamily.com/best-free-educational-websites-for-kids-3129084 - Jack Hartman count to 100 - - PBS Kids - counting songs - https://pbskids.org/ https://www.starfall.com/ - counting - CoolMath - all maths concepts https://www.topmarks.co.uk/ - games for maths https://www.ictgames.com/ - games for maths https://www.abcya.com/grades/prek - maths games http://www.funbrainjr.com/searchgames.html</p>	
<p><u>Curriculum</u></p>	
<p>Music</p>	<p>The music service have added lessons online. Go to https://www.GMmusiconline.co.uk/yumu Enter your username and password in the boxes on the screen. Your username is: p1351527 Your password is: symphony Click on the different tabs to listen to the songs that your children take part in</p>
<p>Topic</p>	<p>This half term the children will be learning about 'different weather conditions and the change in weather throughout the seasons of the year. Share the story book/ video</p>  <p>https://www.youtube.com/watch?v=c_pIUvtQzB0 DRAW a picture of what you saw in the story.</p>
<p>Topic</p>	<p>Look out of your window What do you see? What is the weather like? Please draw a picture to represent the weather</p>
<p><u>On-going project-</u></p>	<p>The children will be talking about what type of weather conditions there are. The on-going topic this half term will be to create a collage of themselves in their dream weather. What would you need to use in your favourite weather? How would you feel?</p>
<p><u>Sensory</u></p>	
<p><u>Playdough</u></p>	<p>Follow the guidance on Dough disco - https://www.youtube.com/watch?v=3K-CQrjI0uY</p>
<p><u>Meditation / Yoga</u></p>	
<p><u>Peaceout</u></p>	<p>Follow the peaceout video - https://www.youtube.com/watch?v=2TFuFd4iFOY</p>
<p><u>Yogabugs</u></p>	<p>Follow the link - https://vimeo.com/showcase/7488612 Password: schoolbugs321* For a yoga session</p>

Don't forget-

We love seeing your home learning. You can always take a photo and email to school or tweet us! We are looking forward to seeing what you have been up to.

IF YOU TAKE A PHOTO or make a video of your child learning, please send to info@greenhill.theharmonytrust.org