



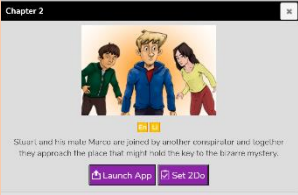



Remote Home Learning: 1st February 2021

<u>Spelling/Phonics</u>		<u>Time to spend on activity</u>
<p><u>Spelling/Phonics:</u></p> <p><u>Spelling</u> <u>Worksheet on Purple Mash</u></p>	<p><i>No nonsense Spellings</i></p> <p><i>Look, cover, write, check spellings – Please look at the spellings which use – URE If you get them wrong work on making the word in a pyramid, rainbow writing or writing the word in a sentence.</i></p>	<p>25 minutes</p>
<p><u>Handwriting</u></p>	<p>This week you will be practicing the letters ‘ight’. Please practice each letter on its own before practicing joining them together.</p>	<p>25 minutes</p>
<p><u>TT Rockstars</u></p>	<p>Please spend 10 Minutes on TT Rockstars Daily! Complete 5 soundchecks daily too! Thank you</p>	<p>10 Minutes Daily</p>

<p>Reading:</p> 	<p>myON This week please can you complete The reading task: Pick one book from our 'Living things and their Habitats' section and complete an AR quiz!</p> <p style="text-align: center;"><u>PLEASE READ FOR 15 MINUTES DAILY ON MYON.</u></p>	<p>Read for 15 minutes daily using your myOn and take an AR quiz</p>
	<p>Accelerated reader: Login to Accelerated Reader to take a quiz https://ukhosted13.renlearn.co.uk/6013217</p> 	<p>30 minutes</p>
	<p>Purplemash Read chapter 2 and answer the multiple choice questions.</p> 	<p>30 minutes</p>
English		
<p>Monday</p> <p>Purple Mash English Monday</p>	<p style="text-align: center;">LO: To learn about daily life as a soldier</p> <p>Opener: What do you know about life as a soldier?</p> <p>Think about what information you know about Roman Soldiers. I want you to write some sentences on the daily life of a Roman soldier.</p> <p>Main</p>	<p>45 minutes</p>



Today we are recalling information on the daily life as a roman soldier. Watch the video and make some notes. Please remember you can pause the video at any time.

<https://www.bing.com/videos/search?view=detail&mid=EA2CEBE264ED7127C2E4EA2CEBE264ED7127C2E4&q=a+day+in+the+life+of+a+roman+soldier+youtube&shp=GetUrl&shid=7a54e2fb-2576-41e6-8bb2-797135fd7c30&form=VDSHOT&shth=OSH.ZuADNxZujetMxXNHMeVHhg>

Activity

You are going to write some sentences about life as a Roman soldier. Think about what they would be doing every day. You will be using these sentences to help you with Fridays “Big Write.”


Tuesday
PurpleMash
English
Tuesday

LO: To use time connectives to sequence events

Opener

How many time connectives can you remember? Write these down on a piece of paper because they will help you with your next activity.

Main




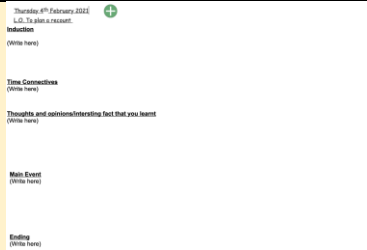

Using some of the time connectives that you thought of and the ones on the worksheet, I would like you to write a recount about what life is like as a Roman soldier. You can use facts that you can remember to help you.

Activity

Write sentences recalling your day as a Roman soldier. Remember to use time connectives and sequence the events in order.

45
minutes

<p>Wednesday PurpleMash English Wednesday</p>	<p style="text-align: center;">LO: To recall information</p> <div style="text-align: center;">  </div> <p>Activity</p> <p>To create a poster on the Daily life of a soldier. Think about what information you can remember. You could use yesterday's work to help you with this task. When you have created this poster, I would like you to present it to someone in your house. It would be great to see these presentations so you could always send us a photograph or a video of the presentation.</p> <p>If you are struggling to think of what to write about. Use the words below to help you, these are all things we have covered through the week.</p> <ul style="list-style-type: none"> • Past tense • Topic words • Time connectives • Detailed description • Opinion 	<p>45 minut es</p>
<p>Thursday PurpleMash English Thursday</p>	<p style="text-align: center;">LO: To plan a recount</p>	

	 <p>Activity Have a look at the worksheet and the subheadings. It is your task to use the information that you have remembered over the past few days to create a recount of daily life as a Roman. Remember you will be writing in full sentences tomorrow when you are writing your “big Write” so these notes are important.</p> <p>Use time connectives and make sure you are sequencing the events in order.</p> <p>Main Use the worksheet to plan your recount on your day as a Roman soldier. Make sure your events are in time order and you are using time connectives. We are looking for 3 paragraphs in your recall.</p>	
<p>Friday</p> <p>PurpleMash English Friday</p>	<p>LO: To write a recount</p>  <p>Activity Today is your “Big Write” which means you are going to write a recount about daily life as a Roman soldier. Use your plan from yesterday to help you write this. Remember your non-negotiables (punctuation and spellings) when completing this work. We expect 3 paragraphs for this piece of work. Look forward to reading them!</p> <p>The structure of this work should be</p>	<p>45 minut es</p>

- 1) Introduction
- 2) Main body
- 3) Conclusion

Maths

Monday	L.O. To multiply (Mental methods)	45 minut es
PurpleMash Maths Monday	<p><u>Starter</u> – Focus on 7 x table. Write out your 7 times table on paper to practice saying outloud this week.</p> <p><u>Activity</u> Today we are just focussing on our multiplication facts as it will really help us with the rest of this weeks learning. By the end of year 4, we should know all of our multiplication facts up to 12 x 12, so if there are some that you know you find tricky, these are the ones you should practice when you have spare time.</p> <p>Today, you will have two different multiplication grids to complete. If you can, time yourself completing the first one. Then see if you can beat your time with the second grid. If you cant time yourself, it doesn't matter, we just need to get the right answers.</p> <p>Watch the video on the 2do link about how to complete the grids and then complete your own multiplication grid on purple mash. Remember you need to complete BOTH grids.</p> <p><u>Plenary</u> You should have some multiplication games and quizzes set on purple mash to play.</p>	

<p>Tuesday</p> <p>PurpleMash Maths Tuesday</p>	<p>L.O. To multiply using grid method</p> <p><u>Starter</u> – Focus on 7 x table. Play hit the button – hit the answer https://www.topmarks.co.uk/maths-games/hit-the-button</p> <p><u>Activity</u> Today we are going to be doing grid method to help us work out our multiplications.</p> <p>Watch the video on the 2do which explains how to do grid method. You can watch this video as many times as you need to and even pause it if it helps.</p> <p>Then complete the To do questions on purple mash</p> <p><u>Success Criteria</u> PARTITION your numbers - Remember place value Multiply the different parts of the number Add together all of your answers – Make sure you have each digit in its correct column! You will need to do this bit on paper.</p>	<p>45 minut es</p>
<p>Wednesday</p> <p>PurpleMash Maths Wednesday</p>	<p>L.O . To multiply using grid method</p> <p><u>Starter</u> – Focus on 7 x table. Play hit the button – hit the question https://www.topmarks.co.uk/maths-games/hit-the-button</p> <p><u>Activity</u> We are going to have another practice at grid method. This time without the coloured grids to help you.</p> <p>Watch the video on the 2do which explains how to do grid method. You can watch this video as many times as you need to and even pause it if it helps.</p> <p>Then complete the To do questions on purple mash</p> <p><u>Success Criteria</u> PARTITION your numbers - Remember place value Multiply the different parts of the number</p>	<p>45 minut es</p>

	Add together all of your answers – Make sure you have each digit in its correct column! You will need to do this bit on paper.	
<p>Thursday</p> <p>PurpleMash Maths Thursday</p>	<p>L.O . To multiply using short method</p> <p><u>Starter</u> – Focus on 7 x table. Can you say your 7 times table outloud without looking at them written down? Can you say them backwards? (this is tricky)</p> <p><u>Activity</u> Today we are going to look at another way of multiplying numbers together. This is called short method.</p> <p>Watch the video on the 2do which explains how to do grid method. You can watch this video as many times as you need to and even pause it if it helps.</p> <p>Then complete the To do questions on purple mash</p> <p><u>Success Criteria</u> Set up the calculation with the biggest number on top. Make sure the numbers are in the correct place value column Multiply the bottom number by the smallest place value of the top number- 89×7 (7×9) Write the units in the correct column- carry over any tens (carry the 6) Then multiply the bottom number by the next place value of the top number (8×7) 56 If you have carried don't forget to add it on! ($56+6$)</p>	45 minutes
<p>Friday</p> <p>PurpleMash Maths Friday</p>	<p>L.O. To multiply three numbers</p> <p><u>Starter</u> – Focus on 7 x table. Ask a family member to test you on your 7 times table, either on paper or just saying the answer.</p> <p><u>Activity</u> Today's maths is an investigation for you to try. You need to remember that odd numbers are 1, 3, 5, 7 and 9 and even numbers are 2, 4, 6, 8 and 10.</p> <p>We are going to be investigating what happens with odd and even numbers when we multiply 3 numbers together.</p>	45 minutes


<p>To multiply 3 numbers together;</p> <p>$2 \times 4 \times 5 =$ First step – $2 \times 4 = 8$ Second step – $8 \times 5 = 40$ So $2 \times 4 \times 5 = 40$</p> <p>You are going to investigate what happens when,</p> <ol style="list-style-type: none"> 1. You multiply 3 odd numbers (e.g. $1 \times 3 \times 5$). Will your answer always be odd? 2. You multiply 3 even numbers (e.g. $2 \times 8 \times 4$). Will your answer always be even? 3. You multiply 2 evens and an odd number (e.g. $2 \times 6 \times 3$). Will your answer be odd or even? 4. You multiply 2 odds and an even number (e.g. $3 \times 7 \times 2$). Will your answer be odd or even? <p>Hint – you will need to test each one more than once and you might not be able to spot a pattern. That is ok! We just want you to try.</p> <p>Watch the video on the 2do which explains this investigation. You can watch this video as many times as you need to and even pause it if it helps.</p> <p>Then complete the To do questions on purple mash</p>	
--	--

Foundation Subjects

<p>Topic Romans</p>	<p>L.O. To understand the religious beliefs of the Romans</p> <p><u>Starter</u> The Romans believed in lots of different Gods and Goddesses. They built temples to worship the different Gods and Goddesses. The Romans looked for messages from the gods and often took signs like a bad crop or losing a battle as notice that the gods were unhappy. They held public prayers and offerings, including sacrifices & processions, to please the gods. The Romans celebrated lots of festivals - one of the biggest was the midwinter Saturnalia, where people gambled, played games and feasted.</p> <p><u>Activity</u> Read the powerpoint on purple mash to do about Roman Gods and Goddesses. Then create a factfile about 3 of the Gods or Goddesses on Purple Mash. Try to draw a picture or add some clip art of the God or Goddess in the temple and then write some facts underneath. Try to include at least 3 facts about each God or Goddess. You can use the powerpoint to help you or do your own research with some adult help.</p>	<p>1 session</p> <p>1 hour</p>
-------------------------	---	--




Wednesday 2nd February 2021





Plenary

Each household had a lararium (shrine) dedicated to the family gods which they worshipped. Every day the family would pray to the shrine and give offerings such as food & wine. What do you think would make good offerings to please the Gods?

<p>Science</p> 	<p>L.O. To know that living things are adapted to their environment</p> <p><u>Starter</u> Adaptation is the word given to the process where a living thing becomes better suited to its habitat. Think about why a polar bear is suited to living in a cold habitat and not in a hot habitat.</p> <p><u>Activity</u></p> <p>Read the powerpoint on purple mash to do about how animals are adapted to their habitat.</p> <p>Then complete the table in purple mash.</p> <p>This is an example of how you could complete it for a polar bear.</p> <table border="1" data-bbox="342 715 1285 965"> <thead> <tr> <th>Animal</th> <th>Describe its habitat</th> <th>Think about it's body. Why is it adapted to its habitat. Think about its ears, teeth, feet, fur, colour etc.</th> <th>What food will this animal find in its habitat?</th> </tr> </thead> <tbody> <tr> <td>Polar Bear</td> <td>Arctic—cold and snowy</td> <td>A polar bear has big feet so it doesn't sink in the snow Their white fur helps them to hide in the snow. Their fur is very thick to keep them warm in the cold environment.</td> <td>A polar bear eats seals which it can catch with its sharp claws.</td> </tr> </tbody> </table> <p><u>Plenary</u></p> <p>Can you think of any other animals that are adapted to their environment? Tell a family member about them</p>	Animal	Describe its habitat	Think about it's body. Why is it adapted to its habitat. Think about its ears, teeth, feet, fur, colour etc.	What food will this animal find in its habitat?	Polar Bear	Arctic—cold and snowy	A polar bear has big feet so it doesn't sink in the snow Their white fur helps them to hide in the snow. Their fur is very thick to keep them warm in the cold environment.	A polar bear eats seals which it can catch with its sharp claws.	<p>1 session</p> <p>1 hour</p>
Animal	Describe its habitat	Think about it's body. Why is it adapted to its habitat. Think about its ears, teeth, feet, fur, colour etc.	What food will this animal find in its habitat?							
Polar Bear	Arctic—cold and snowy	A polar bear has big feet so it doesn't sink in the snow Their white fur helps them to hide in the snow. Their fur is very thick to keep them warm in the cold environment.	A polar bear eats seals which it can catch with its sharp claws.							
<p>PSHE</p>	<p>L.O: To write a diary entry on hopes and dreams</p> <p><u>Opener:</u> We all have hopes and dreams which we wish will come true. I would like you to think about the hopes and dreams that you have. Have any of these come true?</p>	<p>30 mins</p>								

	<p>We need to understand that everyone has hopes and dreams, but what happens if they don't come true? How would this make you feel? If this does happen it is important to think of ways in which we can bounce back and to understand that it is ok if some of our hopes and dreams don't happen.</p> <p>Main: I would like you to think of your hopes and dreams. think about ones that have come true and ones that didn't. Your task is to write a diary entry about those hopes and dreams. focusing on how they make and made you feel. think about the ones that didn't happen. How did this make you feel? how did you bounce back and move past it?</p>	
RE	<p>L.O: How and why do we celebrate significant events</p> <p>Opener: I would like you to think about any significant events you have been to. significant events are held to celebrate something important. A significant event could be a birthday, EID, weddings and there are many more celebrations.</p> <p>Main: I would like you to think about significant events you have been to. What were these events celebrating? How did you celebrate them? All these are questions I would like you to answer in your work. You may have been to a celebration that hasn't been mentioned. you can write about that one in your work.</p>	30 mins
French	<p>L.O. TO understand the words for different body parts in French</p> <p>Opener Watch the video on Purple Mash and repeat the words outloud after Miss Wallace. Then watch this video and try to join in outloud. https://www.youtube.com/watch?v=eVbbLXPdJKQ</p> <p>Main Complete the activity on purple mash. You will need to label the body parts using the French words. You can use Miss Wallace's video to help you remember what the words mean if you need to.</p> <p>Are you brave enough to sing the song in French to a family member? Can they guess what the song means in English?</p>	30 mins
PE	PE with Joe Wicks	3 sessio

	 <p>Join Joe on his YouTube channel every Monday, Wednesday and Friday</p> <p>Yoga Bugs</p>  <p>Another way you stay fit and healthy is by taking part in these Yoga sessions. Visit the following website</p> <p style="text-align: center;">https://vimeo.com/showcase/7488612</p> <p>Use the password schoolbugs321*</p>	<p>ns per week</p> <p>20 minutes</p>
Music	<p>Each week Mrs Cermac will be uploading a new lesson for you to do at home on YUMU.</p> <p style="text-align: center;">https://charanga.com/yumu/login</p> <p>Remember to NOT change the password, even if prompted because this will restrict everyone's access.</p> <p>Class 9: Username = p1415276 Password = beat Class 10: Username = p1415255 Password = brown</p>	<p>30 minutes</p>
<u>On-going project-</u>	<i>Research information about the Romans. Remember, you can use books from the library or the internet for help. Alternatively, you could create a fantastic piece of art work based on the Romans</i>	<u>Ongoing</u>

Don't forget- we love seeing your home learning. You can always take a photo and email to school or tweet us! We are looking forward to seeing what you have been up to.

Thank you for your support.

Miss Cummins and Mrs Khalil