



Home Learning – Learning Base 2- wk bq 1<sup>st</sup> February 2021 - OVERVIEW


<u>English – Communication (Speaking and listening)</u>	
<u>Monday</u>	<p>During Literacy the children will be looking at different pobble 365 pictures related to the topic. Please talk to your child about these pictures, describe what they see and ask and answer questions to gain more information. This week the picture is <a href="http://www.pobble365.com/around-the-world/-sky">http://www.pobble365.com/around-the-world/-sky</a></p>  <p>What do you notice? Parents – please take turns with your child to say what you notice in the picture <i>Resources – Pobble picture</i></p>
<u>Tuesday</u>	<p>What can you see? What is flying in the sky? Say “I can see _____” using the CIP words <i>Resources – Pobble picture, I can see bubble and Concept in Print pictures (CIP)</i></p>
<u>Wednesday</u>	<p>How many balloons do you think are taking part in the race? What do the crews have to do to win the race? What does the winner receive? What obstacles might they encounter along the way? How many of the crews will make it around the world? How do you think the crews would prepare for such a journey? What are the most dangerous things that they might encounter? <i>Resources – Pobble picture</i></p>
<u>Thursday</u>	<p>Imagine you are a crew member for one of the balloons. Can you draw everything you would take with you on the journey? <i>Resources – Pictures of different things that you may take on your trip</i></p>
<u>Friday</u>	<p>Describe your drawing of the items you took on the journey. “I am in the hot air balloon” “I am going very high” <i>Resources – Pictures of different things that you may take on your trip. CIP words</i></p>
<u>Spelling/ phonics</u>	
<u>Monday</u>	<p>Please use the phoneme mat provided to recap the sounds that your child recognises. Take turns with your child to say and find different sounds. Touch the letter Aa and say “a”. <i>Resources – Phoneme mat (alphabet)</i></p>
<u>Tuesday</u>	<p>Look at the individual letters, say the sound selected and find/match to the phoneme mat. Say the sound <i>Resources – Phoneme mat (alphabet) / individual letters</i></p>
<u>Wednesday</u>	<p>Using the individual letters, play find the ____ game. Place some of the letters out and say “find me the ____”, child collects the selected sound <i>Resources – Individual letters</i></p>

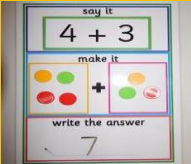

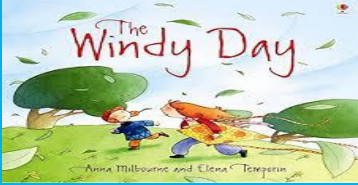

<b>Thursday</b>	<p>Use the sounds m / a / s / d / t / i / n / p / g / o / c / k / u / b / f / e / l / h / sh / r / j / v / y / w /</p> <p>Sound out / m / a / p / map. Child to make / m / a / p / map</p> <p><i>Resources – words –</i></p> <p>- red/ run/ rat/ jog/ jet/ jam/ vet/ yap/ yes/ yum/ web/ win/ wish/ wet/ sock/ jug/ key/ well/ ship/ shop/ fish/ rag/ rip/ job/ van/ yak/ yet/ wig/ yosh/ vib/ hesh/ shib/ rof/ ren/ losh/ stosh/ rin/ rog/ jop/ jof/ vop/ vaf/ yup/ yuf/ wom/ wib/</p>
<b>Friday</b>	<p>Say the words for your child to make Map, sat, pin, got, mit, mop,</p>
<b>Purple Mash</b>	<p>Child will listen, say the sounds in order and make the word</p> <p><i>Resources – words, individual letters</i></p>
<p><b>Websites to support phonics learning</b></p> <p><a href="https://www.verywellfamily.com/best-free-educational-websites-for-kids-3129084">https://www.verywellfamily.com/best-free-educational-websites-for-kids-3129084</a></p> <p>- Sesame Street - letters - <a href="https://www.sesamestreet.org/games">https://www.sesamestreet.org/games</a></p> <p>- Starfall- sounds - <a href="https://www.starfall.com/h/">https://www.starfall.com/h/</a></p> <p>- Phonicsplay - <a href="https://www.phonicsplay.co.uk">https://www.phonicsplay.co.uk</a></p> <p><a href="https://www.topmarks.co.uk/">https://www.topmarks.co.uk/</a> - games for sounds</p> <p><a href="https://www.ictgames.com/">https://www.ictgames.com/</a> - games for literacy</p>	
<p><b>Writing</b></p>	
<b>Monday</b>	<p><b>Teach Handwriting</b>  Do 5 exercises daily</p> <p>- <a href="https://teachhandwriting.co.uk/handwriting-warm-up-exercises.html">https://teachhandwriting.co.uk/handwriting-warm-up-exercises.html</a></p> <p>Please practice your child’s full name so that all the letters are formed correctly. Please use the RWI (alphabet) sheet provided in your home learning pack. Say the letter formation as you write the letter eg. “round the apple and down the leaf” when writing the letter /a/. Say the letter and sound of the letters in your child’s name. Form the letter correctly.</p> <p><i>Resources – RWI letter formation sheet, child’s name card</i></p>
<b>Tuesday</b>	<p>Say a letter and sound. Child to form the letter correctly.</p>
<b>Purple mash</b>	<p>Practice writing all the letters of the alphabet. Say the letter name and sound.</p> <p><i>Resources – RWI letter formation sheet</i></p>
<b>Wednesday</b>	<p>Use the words from spelling for your child to write. Say the word eg. map, show on your fingers the sounds /m/a/p/, say word again – map</p> <p><i>Resources – words to write – map, tin etc</i></p>
<b>Thursday</b>	<p>Using the drawing of your hot air balloon picture that you created and described. Look at the CIP words and write on your picture to describe it – high, crisp, drink</p> <p><i>Resources – CIP words to write the words to describe their dream</i></p>
<b>Friday</b>	<p>Write sentences to describe your flying in a balloon picture “I am flying high in the hot air balloon” “I am very happy” “I am going to have a snack”</p> <p><i>Resources – CIP words to support ideas</i></p>
<p><b>Websites to support writing</b></p> <p><a href="https://www.abcya.com/grades/prek">https://www.abcya.com/grades/prek</a></p> <p><a href="http://www.funbrainjr.com/search_games.html">http://www.funbrainjr.com/search_games.html</a></p>	

### Reading

<b>Monday</b>	<p>Please continue reading the ORT books that have been sent home. Please share your child's reading book. Please talk about the pictures and what is happening in the story.</p> <p><i>Resources – reading books</i></p>
<b>Tuesday</b>	<p>Please listen, share and ask questions about the reading books sent home. Talk about who is in the story? What is happening? What do they think will happen next? Look at the initial letters and read the text in the book</p> <p><i>Resources – reading books</i></p>
<b>Wednesday</b>	<p>Bugclub - Please log in and read the books that have been selected for your child at their level of learning - Username and Password given</p> <p><i>Resources – <a href="https://www.activelearnprimary.co.uk/login?c=0">https://www.activelearnprimary.co.uk/login?c=0</a></i></p>
<b>Thursday</b>	<p>Register and access free books - <a href="https://home.oxfordowl.co.uk/reading/reading-schemes-oxford-levels/read-write-inc-phonics-guide/">https://home.oxfordowl.co.uk/reading/reading-schemes-oxford-levels/read-write-inc-phonics-guide/</a> - parents to use for home learning</p> <p><i>Resources - <a href="https://www.oxfordowl.co.uk/">https://www.oxfordowl.co.uk/</a></i></p>
<b>Friday</b>	<p>Myon free books. Please log in and look at the books available. Share the books Listen to the tricky word song <a href="https://www.youtube.com/watch?v=TvMyssfAUx0">https://www.youtube.com/watch?v=TvMyssfAUx0</a> – tricky word song</p> <p><i>Resources – <a href="http://www.myon.co.uk">www.myon.co.uk</a>. and websites</i></p>

### Maths

<b>Monday</b>	<p>Order the numbers 1-10. Remove a number and find the missing number. Find 1 more than and 1 less than. Use numbers 1-20 when confident with 1-10</p> <p><i>Resources – individual numeral and number lines</i></p>
<b>Tuesday</b>	<p>Practice writing numerals to 10 and numerals 1-20 Say a number, child finds on the number line and writes and says the numeral Repeat with other numbers</p> <p><i>Resources – number lines</i></p>
<b>Wednesday</b>	<p><i>Addition</i></p> <div style="text-align: center;">  </div> <p><i>Please use objects to do a calculation eg. 3 and 2 more is _____</i></p>
<b>Thursday</b>	<p>Please continue to practically count out amounts of objects. Look at the numerals 1-20 and count out the correct amount of objects. Extend by adding and subtracting numbers up to 10 – I have 10 sweets and give 5 to my mum, I have 5 left.</p>

<p>Friday</p>	<p><b>Addition</b></p> <div style="display: flex; align-items: center;">   </div> <p>Solve practical addition calculations</p> <p><i>Resources – Number lines, individual numerals , objects</i></p>
<p><b>Websites to support maths learning</b></p> <p><a href="https://www.verywellfamily.com/best-free-educational-websites-for-kids-3129084">https://www.verywellfamily.com/best-free-educational-websites-for-kids-3129084</a></p> <ul style="list-style-type: none"> <li>- Jack Hartman count to 100 -</li> <li>- PBS Kids - counting songs - <a href="https://pbskids.org/">https://pbskids.org/</a></li> <li><a href="https://www.starfall.com/">https://www.starfall.com/</a> - counting</li> <li>- CoolMath - all maths concepts</li> <li><a href="https://www.topmarks.co.uk/">https://www.topmarks.co.uk/</a> - games for maths</li> <li><a href="https://www.ictgames.com/">https://www.ictgames.com/</a> - games for maths</li> <li><a href="https://www.abcya.com/grades/prek">https://www.abcya.com/grades/prek</a> - maths games</li> <li><a href="http://www.funbrainjr.com/searchgames.html">http://www.funbrainjr.com/searchgames.html</a></li> </ul>	
<p><u>Curriculum</u></p>	
<p><b>Music</b></p>	<p>The music service have added lessons online. Go to <a href="https://www.GMmusiconline.co.uk/yumu">https://www.GMmusiconline.co.uk/yumu</a></p> <p>Enter your username and password in the boxes on the screen.          Your username is: p1351527 Your password is: symphony</p> <p>Click on the different tabs to listen to the songs that your children take part in</p>
<p><b>Topic</b></p>	<p>This half term the children will be learning about ‘different weather conditions and the change in weather throughout the seasons of the year.</p> <p>Share the story book/ video</p> <div style="text-align: center;">  </div> <p><a href="https://www.youtube.com/watch?v=FzZQzqqlK0k">https://www.youtube.com/watch?v=FzZQzqqlK0k</a></p> <p>DRAW a picture of what you saw in the story.</p>
<p><b>Topic</b></p>	<p><a href="https://thatafterschoollife.com/balloon_rockets.html">https://thatafterschoollife.com/balloon_rockets.html</a> - balloon experiment rocket</p> <p><b>Please do the experiment with your child</b></p>
<p><b>Topic</b></p>	<p>The children will look at pictures, videos and books about flying in a hot air balloon.</p> <p>Please make a hot air balloon</p> <div style="text-align: center;">  </div>
<p><b><u>On-going project-</u></b></p>	<p>The children will be talking about what type of weather conditions there are.</p> <p>The on-going topic this half term will be to create a collage of themselves in their dream weather.</p> <p>What would you need to use in your favourite weather?</p> <p>How would you feel?</p>

<u>Sensory</u>	
<u>Playdough</u>	Follow the guidance on Dough disco - <a href="https://www.youtube.com/watch?v=3K-CQrjl0uY">https://www.youtube.com/watch?v=3K-CQrjl0uY</a>
<u>Meditation / Yoga</u>	
<u>Peaceout</u>	Follow the peaceout video - <a href="https://www.youtube.com/watch?v=2TFuFd4iFOY">https://www.youtube.com/watch?v=2TFuFd4iFOY</a>
<u>Yogabugs</u>	Follow the link - <a href="https://vimeo.com/showcase/7488612">https://vimeo.com/showcase/7488612</a> Password: schoolbugs321* For a yoga session

**Don't forget-**

We love seeing your home learning. You can always take a photo and email to school or tweet us! We are looking forward to seeing what you have been up to.

IF YOU TAKE A PHOTO or make a video of your child learning, please send to [info@greenhill.theharmonytrust.org](mailto:info@greenhill.theharmonytrust.org)