

Isolation Home Learning: WB 25th January 2021

<u>Spelling/Phonics</u>		<u>Time to spend on activity</u>
<u>Spelling/Phonics:</u>	<p>How to start each session:</p> <p>Please re-cap Phase 2, and Phase 3, sounds using the word mats provided.</p> <p>Practice reading and writing the high frequency words provided in your learning pack, as well as regularly practicing tricky words using the tricky words songs:</p> <p>https://www.youtube.com/watch?v=TvMyssfAUx0</p> <p>Start your child off with group 1 phonics. If they are finding this too easy then please move onto group 2 – Phonics.</p> <p><u>Group 1 - Phonics</u></p> <p>Monday: Phonics: Phonics: new sound of the day: ai Read and Spell these words: wait, pain, tail, bait, Aim, main, rain, sail Can you think of anymore? Practise reading : ‘Yes’ Write the sentence –I am in the rain.</p> <p>Tuesday: Phonics: Phonics: new sound of the day: ee Read and Spell these words: see, tree, feet, weep, jeep, seem, week, deep, keep - Can you think of anymore? Practise reading : ‘Yes’ Write the sentence – I can see a tree.</p> <p>Wednesday: Phonics: Phonics: new sound of the day: oo Read and Spell these words: too, zoom, cool, boot, food, loot, moon, root - Can you think of anymore? Practise reading : ‘Yes’ Write the sentence – He has food on the moon.</p> <p>Thursday: Phonics: Phonics: new sound of the day: oa Read and Spell these words: loaf, toad, oak, foal, coat, boat, soap, goat - Can you think of anymore? Practise reading : ‘Yes’ Write the sentence : The coat is too big</p> <p>Friday- Writing simple sentences Re-cap all of the sounds you have learnt this week. Have a go at writing some simple sentences using the sounds you have practiced.</p> <p><u>Group 2 - Phonics</u></p> <p>Monday: Phonics: Phonics: new sound of the day: air Read and Spell these words: air, hair, fair, pair, air, hair, fair, pair - Can you think of anymore? Practise reading ‘they’ Write the sentence – Join me at the fair.</p> <p>Tuesday: Phonics: Phonics: new sound of the day: ure Read and Spell these words: ure, pure, cure, insure, secure, manure, sure, cure - Can you think of anymore? Practise reading ‘they’ Write the sentences – Look at his hair/ Are you sure?</p>	30 minutes


Wednesday: Phonics: Phonics: new sound of the day: **oo**
 Read and Spell these words:
 Look, good, book, cook, Wool, took, hood, look - Can you think of anymore?
 Practise reading: 'they'
 Write the sentence – They look good

Thursday: Phonics: Phonics: new sound of the day: **oa**
 Read and Spell these words:
 Boat, coat, float, moat, - Can you think of anymore?
 Practise reading: 'they'
 Write the sentence – He has a red and green boat.

Friday- Writing simple sentences
 Re-cap all of the sounds you have learnt this week. Have a go at writing some simple sentences using the sounds you have practiced

Try using phonics play daily to test your phonic understanding through using some fun games. <https://www.phonicsplay.co.uk/resources>
 Lots of these games are free to play.

Ensuring we have capital letters, finger spaces and question marks in all sentences. /?/
 Can you write some questions.

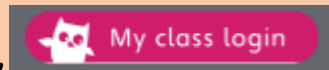


Reading

*Remember to read your reading book with a family member at least **3 times throughout** the week. Try re-telling the story to check if your child has understood what has happened in the story and see if they can remember any characters.
 Remember to read your reading book with a family member at least **3 times throughout** the week. Try re-telling the story to check if your child has understood what has happened in the story and see if they can remember any characters.
 This week we love you to log onto the Oxford owl reading website to access lots of different types of books for FREE! Use the link below to access the website:*

Click on 'My Bookshelf' to access a range of different books for you to share.

Use the link below to access the website:
<https://www.oxfordowl.co.uk/>



Click on the 'My class Login' button

Then, enter the details below for BOTH Class 3 and Class 4:

*My Class name: class3_GH
 Password: Greenhill1*

Questions to ask when reading at home



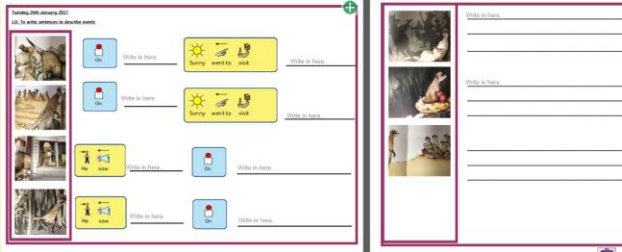
- *What is the story about?*
- *What did the character just do? Why?*
- *What do you think will happen next?*
- *Who is your favourite character? Why?*
- *What is your favourite part of the story? Why?*

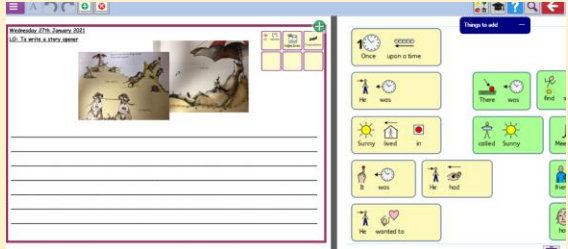

Using the template attached write a book review of your favourite story from the week using the website above. Continue to read the reading books provided in your book bag.

Read for 15 minutes daily using your oxford owl login.

30 minutes


English

English		
<p style="text-align: center;">Monday</p> <p>Please note: All the teacher videos and any YouTube videos your child may need to watch have now been embedded into the Purple Mash 2dos. Before you open the 2do, click on and watch the teacher video first. There may also be links to other videos if needed for that day learning.</p>	<p style="text-align: center;">LO: To sequence events</p> <p style="color: red;">(Remember to watch the teacher video available to help you with this session)</p> <p style="color: green;">This week we are going to carry on with the book we looked at last week – ‘Meerkat Mail.’</p> <p>Opener: Today we are going to start by re- reading the story to remind ourselves what happened. Use the youtube link below to help you access the story : https://www.youtube.com/watch?v=DcwuTRQ16MU (Click on the video in your literacy 2 do to help you with this)</p>  <p>As we now know the story really well, from last week’s learning, we are going to sequence the story this week to create our very own re-tell.</p> <p>Activity Click on the teacher video first to help you complete the task. Start the literacy 2do ‘Lit Mon 25th Jan’ Click and drag the pictures, placing them in the right order from Monday to Sunday.</p> 	<p>45 minutes</p>
<p style="text-align: center;">Tuesday</p>	<p style="text-align: center;">LO: To write sentences to describe.</p> <p style="color: red;">(Remember to watch the teacher video available to help you with this session)</p> <p>Opener: Log on to Purple Mash and go to today’s 2do ‘Lit Tue 26th Jan’ before starting the 2do, click on and watch the teacher video. Remember, it is embedded into the 2do.</p> <p>Main: In today’s learning, you need to look at the pictures we ordered from yesterday and write some super sentences to describe what is happening. As we are focusing on describing today, we need to use some describing words. Can you remember what they are called? (Adjectives). See if you can use more than one adjective in your super sentences.</p> <p>Activity Start the 2do. Look at the pictures provided in the story. What is happening in each one? Click in the text box to write some super sentences, using adjectives to describe what is happening.</p> 	<p>45 minutes</p>
<p style="text-align: center;">Wednesday</p>	<p style="text-align: center;">LO: To write an opener.</p> <p style="color: red;">(Remember to watch the teacher video available to help you with this session)</p> <p>Opener: What was your favourite part of the story and why? Discuss with your family and write it down. Click and watch the teacher video on the 2do, ‘Lit Wed 27th Jan’</p> <p>Main: Today we are going to practice writing an opener for our re-tell. To do this we can use all of the super learning we did last week to help us as we are going to set</p>	<p>45 minutes</p>

	<p>the scene and introduce Sunny the Meerkat. Have a think how do we normally start a story ? ('Once upon a time.')</p> <p>Watch the teacher video and think about how you might start your opener. Who Is Sunny? Where does he want to go? Why does he want to leave?</p> <p>Activity Start the 2do. Make sure you watch the teacher video FIRST to help you with your learning. Use the word mat to help you write an opening for the story.</p> 	
<p>Thursday</p>	<p>LO: To describe feelings</p> <p>(Remember to watch the teacher video available to help you with this session)</p> <p>Opener: Click on the story link in the 2do 'Lit Thur 28th Jan' and listen to the story one more time. Today we are going to be thinking about how Sunny would feel at each part of the story.</p> <p>Main: Take a look at the pictures on your worksheet. Whilst watching the teacher video, take time to think about how Sunny might feel at each part of the story. E.g He might feel miserable when he is all soggy and wet in the swamp. He might feel itchy and uncomfortable when he is covered in termites.</p> <p>Activity</p>  <p>Activity: Open the 2 do and watch the teacher video to guide you through this task. Click on the text boxes and write down some super sentences next to each picture to describe how Sunny felt at each part of the story.</p>	<p>45 minutes</p>
<p>Friday</p>	<p>LO: To write a re-tell(Big Write)</p> <p>(Remember to watch the teacher video available to help you with this session)</p> <p>Opener: Click on the teacher video in the 2do 'Lit Fri 29th Jan' to recap on what we are expecting in your writing. (You can re-watch any of the previous video if you wish.)</p> <p>Activity Today you will be writing a re-tell of the story Meerkat mail using all of the super learning you have done this week. Using the pictures and word prompts write some super sentences to re-tell the story. Remember to keep checking the success criteria to make sure you are including everything in your writing. Watch the teacher video first to help you with this task.</p>	<p>45 minutes</p>

Handwriting

This week we are practicing writing the letters 'w' and 'x'. Use the rhymes below to help your when practicing. On **purple mash** click on the play button to watch how to correctly form each letter.

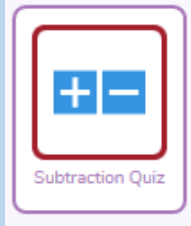


15 minutes every other day

Maths

Monday

Mental/Oral Starter – Fluent in 5 - Solving subtraction questions - Use the purple mash 2 do activity for your Monday maths starter.



Main: (First watch the teacher video in the 2do 'Maths Mon 25th Jan')

This week we are going to be focusing on **place value of numbers from 1 to 50**. In class we have practiced using our **dienes** to help us partition numbers. Today we are going to use this to help us identify numbers from 1 to 50.

I am thinking of a number that has **2 tens and 3 ones**. What is my number? Let's put the amount together **T O**

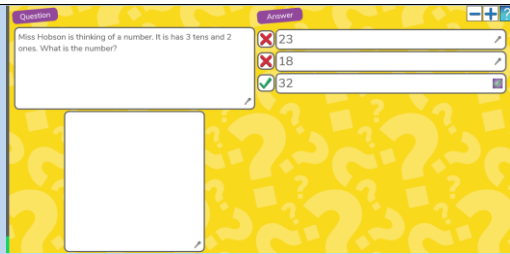
2 3

If it has **two tens and 3 ones** then my number is **23**.

Activity – LO: To explore numbers from 1 to 50

Watch the teacher video to guide you through your maths quiz for today's learning. Take your time to read or listen to the question. **How many tens and how many ones are there? Which number has been described?** Write down your answer in the box provided in the quiz.


45 minutes



Tuesday

Mental/Oral Starter – Practice your two times tables –

Use the purple mash 2do to test yourself on your 2, 5 and 10 times tables.



45 minutes

Main (First watch the teacher video in the 2do 'Maths Tue 26th Jan')

Today we are going to be ordering numbers from the **smallest** to the **greatest**.

Let's look three numbers :

12, 2, 7

Which is the biggest number? How do you know? Place them in the right order from smallest to the greatest.


2, 7, 12

Today we are also going to be using the **greater than, less than and equals signs** to help us with our learning.

Remember – The crocodile always eats the biggest number

Activity – LO: To order numbers from smallest to greatest.

Using the Purple Mash, 2do 'Maths Tue 26 th' watch the teacher video to guide you through the activity. First order the numbers from smallest to greatest, then drag and place the correct signs in between the numbers.



Wednesday

Mental/Oral Starter – Practice counting up to 100- Use the purple mash 2do to practice counting up to 100.



45 minutes

Main – (First watch the teacher video in the 2do 'Maths Wed 27th Jan')

Today we are going to be using our knowledge of **tens and ones** to help us solve some addition number sentences up to 50. Use the dienes to help you solve the number sentences. See an example below.

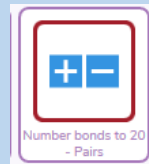
Activity – LO: To solve addition number sentences up to 50.

Using the Purple Mash, 2do 'Maths Wed 27th' watch the teacher video to guide you through the learning task. Click and drag the dienes to help you find the answer to the addition sentences given. Don't forget to answer the evaluation section at the bottom of your sheet.

Thursday

Mental/Oral Starter – Number bond pairs to 20

Use the purple mash 2do to match up the number bond pairs to 20.



Main: (First watch the teacher video in the 2do 'Maths Thur 28th Jan')

Today we are going to be finding **one more and one less of numbers up to 50**. When we are finding one more is our number going to get **bigger** or **smaller**? That's right our number gets **bigger**. So When we are finding **one less** our number will get **smaller**.

1	2	3	4	5	6	7	8	9	10
11	12	13	14	15	16	17	18	19	20
21	22	23	24	25	26	27	28	29	30
31	32	33	34	35	36	37	38	39	40
41	42	43	44	45	46	47	48	49	50
51	52	53	54	55	56	57	58	59	60
61	62	63	64	65	66	67	68	69	70
71	72	73	74	75	76	77	78	79	80
81	82	83	84	85	86	87	88	89	90
91	92	93	94	95	96	97	98	99	100

Take a look at the example shown above:

I have circled the number **25**

One more than 25 is 26 – I jump forward one and my number gets **bigger**.

One less than 25 is 24 – I jump backwards one and my number gets **smaller**.

Ten more than 25 is 35 – I jump **down one** on my one hundred square.

Ten less than 25 is 15 – I jump **back up one** on my one hundred square.

Activity – LO: To find one more and one less (Numbers up to 50) / Ten more ten less


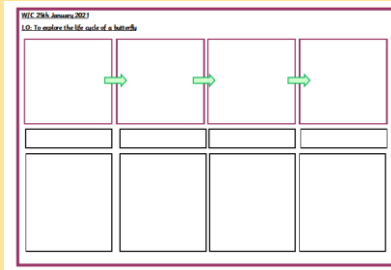
Using the purple mash 2 do watch the teacher video to go through a couple of examples together. Take your time to use the number square to find one more, one less and ten more and ten less.

45 minutes



Activity:

On the bbc bitesize video we learnt all about the life-cycle of a butterfly. Click on your purple mash 2do and correctly sort the **life cycle of a butterfly**. Click and drag the pictures and statements to correctly order the life cycle of a butterfly.



Plenary:

Watch a time-lapse video of the Monarch Butterfly life cycle.

<https://www.nationalgeographic.org/activity/the-very-hungry-caterpillar-and-the-butterfly-life-cycle/>

Topic


LO: To compare Glodwick to Capetown (South Africa).

Mental/Oral Starter: Re-cap last week's learning. What did we learn about Africa? How many facts can you come up with?

This week we are going to be looking at a particular city in South Africa called Cape town.

Activity: Look at the different pictures of Capetown and Goldwick. **What do you notice that is the same? What do you notice that is different?** What is the **weather** like in England? What is the weather like in Capetown? *We live near countryside, and in Capetown they live on the cost near the sea.*

Look at the different pictures and do some research. What is the same and what is different? Record you answers on the sheet provided on your purple mash 2do.



Plenary:

Have a look on google maps at Cape town and Oldham town. What difference do you notice?

1 sessions
30 minutes

Please support your children at home and if you require printed copies of home learning please don't hesitate to contact the school reception who will inform us and we can arrange for this to get to you. We love seeing your children's learning so please ensure you bring this learning in for us to see!

Thank you for your support.

Miss Hobson and Mrs Kausar