

Isolation Home Learning: WB 18^h January 2021

Spelling/Phonics		Time to spend on activity
Spelling/Phonics:	<p>How to start each session:</p> <p>Please re-cap Phase 2, and Phase 3, sounds using the word mats provided.</p> <p>Practice reading and writing the <i>high frequency words</i> provided in your learning pack, as well as regularly practicing tricky words using the tricky words songs:</p> <p>https://www.youtube.com/watch?v=TvMyssfAUx0</p> <p style="background-color: yellow;">Start your child off with group 1 phonics. If they are finding this too easy then please move onto group 2 – Phonics.</p> <p><u>Group 1 - Phonics</u></p> <p>Monday: Phonics: Phonics: new sound of the day: sh Read and Spell these words: shop, ship, fish, shell, shed .Can you think of anymore? Practise reading : he', 'she' Write the sentence – I am in such a rush to get to the shops</p> <p>Tuesday: Phonics: Phonics: new sound of the day: ch Read and Spell these words: chop, chin, chuck, chill chick, check, chug, - Can you think of anymore? Practise reading : he', 'she' Write the sentence – A man is rich if he has lots of cash.</p> <p>Wednesday: Phonics: Phonics: new sound of the day: th Read and Spell these words: then, them, that, this, with - Can you think of anymore? Practise reading : he', 'she' Write the sentence – A moth can be fat but its wings are thin</p> <p>Thursday: Phonics: Phonics: new sound of the day: ng Read and Spell these words: long, sang, ping-pong, ring, king, ring, sing - Can you think of anymore? Practise reading : he', 'she' Write the sentence : Sing a song to me</p> <p>Friday- Writing simple sentences Re-cap all of the sounds you have learnt this week. Have a go at writing some simple sentences using the sounds you have practiced.</p> <p><u>Group 2 - Phonics</u></p> <p>Monday: Phonics: Phonics: new sound of the day: ow Read and Spell these words: ow, how, down, towel, Owl, now, pow!, town - Can you think of anymore? Practise reading 'you' Write the sentence – I can see a big cow.</p> <p>Tuesday: Phonics: Phonics: new sound of the day: oi Read and Spell these words: coin,oil, foil, soil, tinfoil, join, toil, boil- Can you think of anymore? Practise reading 'you' Write the sentence – The coin is in the ship</p> <p>Wednesday: Phonics: Phonics: new sound of the day: ear</p>	30 minutes

Read and Spell these words:
ear, dear, fear, hear, near, tear, year, bear- Can you think of anymore?
Practise reading: 'you'
Write the sentence – I can hear an owl hoot at night.


Thursday: Phonics: Phonics: new sound of the day: **er**
Read and Spell these words:
berk, fern, herd, her, jerk - Can you think of anymore?
Practise reading: 'you'
Write the sentence – It has been hot this year

Friday- Writing simple sentences

Re-cap all of the sounds you have learnt this week. Have a go at writing some simple sentences using the sounds you have practiced

Try using phonics play daily to test your phonic understanding through using some fun games. <https://www.phonicsplay.co.uk/resources>
Lots of these games are free to play.

Ensuring we have capital letters, finger spaces and question marks in all sentences. /?/
Can you write some questions.

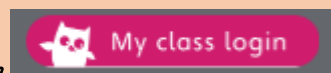


Reading

*Remember to read your reading book with a family member at least **3 times throughout** the week. Try re-telling the story to check if your child has understood what has happened in the story and see if they can remember any characters.
Remember to read your reading book with a family member at least 3 times throughout the week. Try re-telling the story to check if your child has understood what has happened in the story and see if they can remember any characters.
This week we love you to log onto the Oxford owl reading website to access lots of different types of books for FREE! Use the link below to access the website:*

Click on 'My Bookshelf' to access a range of different books for you to share.

Use the link below to access the website:
<https://www.oxfordowl.co.uk/>



Click on the 'My class Login' button

Then, enter the details below for BOTH Class 3 and Class 4:

*My Class name: class3_GH
Password: Greenhill1*



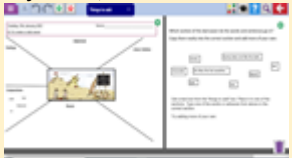

Questions to ask when reading at home


- What is the story about?
- What did the character just do? Why?
- What do you think will happen next?
- Who is your favourite character? Why?
- What is your favourite part of the story? Why?


Using the template attached write a book review of your favourite story from the week using the website above. Continue to read the reading books provided in your book bag.



Read for 15 minutes daily using your oxford owl login.

30 minutes

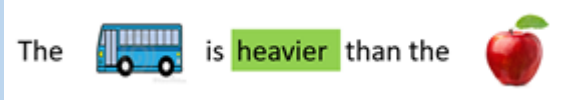
<p>Monday</p> <p>Please note: All the teacher videos and any YouTube videos your child may need to watch have now been embedded into the Purple Mash 2dos. Before you open the 2do, click on and watch the teacher video first. There may also be links to other videos if needed for that day learning.</p>	<p>LO: To create a character profile (Remember to watch the teacher video available to help you with this session) Opener: Today we are going to read the book 'Meerkat Mail'  Go to today's literacy 2do. Before you start the 2do, click on the teacher video and watch. You will be told when to click on the story link. https://www.youtube.com/watch?v=DcWuTRQ16MU Once you have listened to the story, go back to the teacher video. It will help you to think about sentences to describe Sunny the Meerkat. Activity Start the literacy 2do 'Lit Mon 18th Jan' Click in the text boxes and write about Sunny's appearance and personality. Remember to use adjectives and the conjunction 'and' </p>	<p>45 minutes</p>
<p>Tuesday</p>	<p>LO: To create a dad waver. (Remember to watch the teacher video available to help you with this session) Opener: Log on to Purple Mash and go to today's 2do 'Lit Tue 19th Jan' before starting the 2do, click on and watch the teacher video. Remember, it is embedded into the 2do. Main: The children will be introduced to a dad waver. On this the children will brainstorm nouns, adjectives, conjunctions, feeling and likes and dislikes about Sunny. Activity Start the 2do. Children have to place text boxes onto the sheet and type in their own adjectives, nouns... These are also some suggestions that they can also add. </p>	<p>45 minutes</p>
<p>Wednesday</p>	<p>LO: To write sentences using adjectives. (Remember to watch the teacher video available to help you with this session) Opener: Think about the words and sentences you put down on your dad waver yesterday. Click and watch the teacher video on the 2do, 'Lit Wed 20th Jan' Main: Look at the success criteria checklist to remind yourself of what your teacher is always look for in your writing. Read the simple sentences that are not very good. Look at how they can be improved. Activity Start the 2do, where you need to use the poorly written sentences and rewrite them to make them better. </p>	<p>45 minutes</p>
<p>Thursday</p>	<p>LO: To write sentences using conjunctions 'and' and 'because' (Remember to watch the teacher video available to help you with this session) Opener: Click on the story link in the 2do 'Lit Thur 21st Jan' and listen to the story one more time. This time, think about all these things that Sunny likes and dislikes. Have you noticed that something he thought that he didn't like at the beginning of the story, he found out that he actually liked by the end of the story?</p>	<p>45 minutes</p>




	<p>Main: While watching the teacher video, pause it where you are asked to and think about Sunny's likes and dislikes. Also think of reasons why he likes or dislikes certain things.</p> <p>Activity</p> <p>Start the 2do, where you will write sentences about what Sunny likes and dislikes. Remember to use the conjunctions 'and' and 'because'</p> 	
--	--	--




Friday	<p>LO: To write a character description. (Big Write)</p> <p>(Remember to watch the teacher video available to help you with this session)</p> <p>Opener: Click on the teacher video in the 2do 'Lit Fri 22nd Jan' to recap on what we are expecting in your writing. (You can re-watch any of the previous video if you wish.)</p> <p>Activity</p> <p>You will be doing a Big Write, which is a character description of Sunny. Think about what he looks like and his personality. Then write about the things he likes and does not like. Remember to give your reasons so you can use the word 'because'.</p> 	45 minutes
--------	--	------------

Handwriting	<p>This week we are practicing writing the letters 'q' and 'r'. Use the rhymes below to help your when practicing. On purple mash click on the play button to watch how to correctly form each letter.</p>  	15 minutes every other day
-------------	--	----------------------------

Maths

Monday	<p>Mental/Oral Starter – Fluent in 5 - Solving addition sums.</p> <p>Get a whiteboard or a piece of paper. Write the following addition sums.</p> <p>11+4 = 12+6 = 14+2 = 18+2 = 11+9 = 10+5 =</p> <p>What method would you use to solve these sums? Work out the answer and write it down. Get someone to check that you got them right.</p> <p>Main: (First watch the teacher video in the 2do 'Maths Mon 18th Jan')</p> <p>This week we are going to be focusing on weight. Today we are going to mainly focus on the vocabulary of weight and how to use it correctly. We will look at the words light and heavy. When we compare two objects we tend to use lighter and heavier. When comparing more than two objects to use heaviest and lightest. The teacher video will explore this vocabulary with your child and look at a range of scales used to weight things. Children will then learn to say sentences to compare different objects.</p> 	45 minutes
--------	---	------------

	<p>Activity – LO: To compare heavy and light objects (practical- without scales)</p> <p>Using the purple mash 2do 'Maths Mon 18th' read the sentences and type the word lighter or heavier in the text box. Read the sentence to check that it makes sense. On the second sheet, click on the pictures and drag them into your sentence. Then type in the word lighter or heavier. Again, read the sentence to check that it makes sense. If you want, you can always use other pictures from the clipart box. Just remember to make them smaller to fit into your sentence.</p> 	
<p>Tuesday</p>	<p>Mental/Oral Starter – Practice counting in 2's and 10's. Use the video's to help you : https://www.youtube.com/watch?v=UfvilQNIBH4&t=28s https://www.youtube.com/watch?v=3uf3xqE8wMc</p> <p>Main (First watch the teacher video in the 2do 'Maths Tue 19th Jan') Today we are going to be looking at ordering objects from lightest to heaviest. You could even collect objects from around the house. First have a go at holding object in your hand and estimating which you think is the lightest and which is the heaviest. If you have a kitchen scale, you could check by weighing them. Make sure you ask your parents first and get them to help you to use the scales. If you don't have kitchen scale then just estimate.</p>  <p>Children need to be able look at three objects and estimate which they think in the lightest and which is the heaviest. Children should be able to say and write sentences to compare objects e.g.</p> <p>The _____ is the lightest and the _____ is the heaviest. The _____ is lighter than the_____. The _____ is heavier than the _____.</p> <p>Activity – LO: To order weight from lightest to heaviest. Using the Purple Mash, 2do 'Maths Tue 19th' click on the objects and order them according to weight, from lightest to heaviest. Then click on the text boxes to fill in the blanks to complete the sentences about comparing objects.</p> 	<p>45 minutes</p>
<p>Wednesday</p>	<p>Mental/Oral Starter – Fluent in 5 – Number bonds. Children to write in the missing number bond</p> <p>7+ _ = 10 3 + _ =10</p>	<p>45 minutes</p>

	<p> $4 + _ = 10$ $6 + _ = 10$ $2 + _ = 10$ $8 + _ = 10$ </p> <p>Ask children – What do you notice about these questions? What pattern can you see?</p> <p>Main – (First watch the teacher video in the 2do ‘Maths Wed 20th Jan’) Today we are looking at using non-standard units to measure the weight of objects. We can use things like blocks, pencil or books. Watch the teacher video to see some examples.</p> <p>Activity – LO: To measure weight using non-standard units. Using the Purple Mash, 2do ‘Maths Wed 20th’ look at the weighing scales and work out the non-standard weight. Click in the space given and type in your answer. You will also need to read and answer some questions about weight of different objects. Again, click on the text box and type in your answer.</p> 	
<p>Thursday</p>	<p>Mental/Oral Starter – Five times table. Children to write out their 5 times table. Also use the link below to practise counting in 5's https://www.youtube.com/watch?v=qfRVYPcfecE</p> <p>Main: (First watch the teacher video in the 2do ‘Maths Thur 21st Jan’) Today we are going to be looking at weighing scales and reading the weight of different objects in grams. (g)</p>  <p>Watch the teacher video to go through some examples.</p> <p>Activity – LO: To measure and compare weight (using scales) Using the Purple Mash 2do read the weighing scale and types in the weight of the eggs. When you have done that, click on the link below and play the game. https://www.ictgames.com/mobilePage/mostlyPostie/index.html It's game where you pick up and place the parcel on the weighing machine. Read the weight and the type it into the machine. See how many you can get right. If you feel like a challenge, try a different scale.</p> 	<p>45 minutes</p>
<p>Friday</p>	<p>Mental/Oral Starter – Practice counting in 2's and 10's. Use the video's to help you. https://www.youtube.com/watch?v=UfvilQNI1BH4&t=28s https://www.youtube.com/watch?v=3uf3xqE8wMc</p>	<p>45 minutes</p>


Main: LO: To solve word problems.

(First watch the teacher video in the 2do 'Maths Fri 22nd Jan')

To we are going to be looking at word problems. Watch the teacher video and together we will solve some word problems related to weight.

Activity – To recap and consolidate learning.

First, log onto Purple mash and complete 'weight, height and length - cloze' This is a quick quiz that tests your understanding from this week and last term when we did length and height.



After that, click onto the link below,

<https://pbskids.org/peg/games/happy-camel>



Play this weighing game to help the camel to find his toy.

Foundation Subjects

Science

LO: To explore the basic needs of animals and their habitats

Mental/Oral Starter: Have a think back to last week's learning. What groups did we sort animals into? *What is an animal called if they just eat meat? What is an animal called if they just eat plants? What is an animal called if they eat both?* Take another look at the definitions below to remind yourself:

- **Herbivores**- Any animal that eats only plants will be classified as an herbivore.
- **Carnivores** - Any animal that eats only meat is classified as a carnivore.
- **Omnivores** - Any animal that can eat both plants and meat is an omnivore.

Main: This week we are going to take a look at the different types of places that animals **live**. We call this their **habitat**. Animals have to adapt and change so that they can live in their habitat. Take a look at the habitat picture below:



- **What kind of animals would live there?**
- **How are they adapted to live there?**

Use the BBC bitesize video link below to explore the different video's telling you lots of information about different types of habitats:



<https://www.bbc.co.uk/bitesize/topics/zx882hv>

Activity:

Choose an **animal** and do a bit of research on it at home. Create their **habitat**, thinking about **why and how they are adapted to living there**. You can either do this at home, In a creative

1 sessions

30 minutes

	<p>way, using a shoebox, drawing a picture OR using the purple mash 2do and drawing a picture of the habitat online. See some examples to inspire you below:</p>  <p>Plenary: Write up a fact file all about your chosen animal. Tell us what they eat- Are they a carnivore, herbivore, or an omnivore? What habitat do they live in? How are they adapted to living there? What animal group do they belong to? What is their life span?</p>	
<p>Topic</p>	<p>LO: To learn about the different cultures of Africa</p> <p>Mental/Oral Starter: This term, our new Geography topic will be Africa. As part of your home learning you were asked to do a little bit of research all about Africa. <i>What do you know about Africa already?</i> Brain storm and write down your ideas.</p>  <p>Main: This week we are going to explore African culture in lots of different ways.</p> <p>Dance In African culture dance plays a big role. In Africa different tribes or communities will often create dances that represent their unique characteristics as a group. The dances will often be lead with a single drum beat throughout.</p> <p>Masks In some parts of Africa they will create and wear masks. These masks often represent their ancestors (People who have died). They believe this will provide a spiritual connection with the living and the dead.</p> <p>Clothing In some parts of Africa, clothing is used to communicate different things. Detailed patterns and bright colours are often used to represent a particular family, group or even represent somebody's place in society.</p> <p>Activity 1 (Learn an African Dance) : Use the YouTube link provided below Or shown on your purple mash 2do and learn the 5 minute African dance: https://www.youtube.com/watch?v=Ewqg-3xJFdI</p> <p>Activity 2 (Make / Design an African mask): Using the template provided, colour in and create your own African mask. You might decide to have a go at creating your own African mask at home instead. Have a look at some example below.</p>	<p>1 sessions</p> <p>30 minutes</p>



Plenary:

What else can you find out about traditional African culture? Create a poster or booklet detailing some different facts that you discover with your research.

Please support your children at home and if you require printed copies of home learning please don't hesitate to contact the school reception who will inform us and we can arrange for this to get to you. We love seeing your children's learning so please ensure you bring this learning in for us to see!

Thank you for your support.

Miss Hobson and Mrs Kausar