




Home Learning – Learning Base 2- wk beg – 18th January 2021 - OVERVIEW

<u>English – Communication (Speaking and listening)</u>	
<u>Monday</u>	<p>During Literacy the children will be looking at different pobble 365 pictures related to the topic. Please talk to your child about these pictures, describe what they see and ask and answer questions to gain more information. This week the picture is https://www.pobble365.com/the-frozen-palace/</p>  <p><i>What do you notice?</i> <i>Parents – please take turns with your child to say what you notice in the picture</i> <i>Resources –Pobble picture</i></p>
<u>Tuesday</u> <u>Purple Mash</u>	<p>What can you see? What is all the white in the picture? Say “I can see _____” using the CIP words <i>Resources –Pobble picture, I can see bubble and Concept in Print pictures (CIP) (to extend the language from yesterday)</i></p>
<u>Wednesday</u> <u>Purple Mash</u>	<p>If the palace could speak, what would it be saying? Who used to live in the palace? Who is living there now? How would you feel if you lived there? Where have all the people gone? Do you notice anything unusual about the tree? Is it a tree? What do you think the building on the right used to be used for? <i>Resources – Pobble picture</i></p>
<u>Thursday</u> <u>Purple Mash</u>	<p>Imagine what the palace used to look like before everything had become covered in frost and snow. Draw or describe what you have imagined. <i>Resources – Pictures of different palaces</i></p>
<u>Friday</u> <u>Purple Mash</u>	<p>Describe your drawing of your palace “I have drawn a big palace” “It is gold and white” <i>Resources – Pictures of different palaces, CIP words</i></p>
<u>Spelling/ phonics</u>	
<u>Monday</u>	<p>Please use the phoneme mat provided to recap the sounds that your child recognises. Take turns with your child to say and find different sounds. <i>Touch the letter Aa and say “a”.</i> <i>Resources – Phoneme mat (alphabet)</i></p>
<u>Tuesday</u>	<p>Look at the individual letters, say the sound selected and find/match to the phoneme mat. Say the sound <i>Resources – Phoneme mat (alphabet) / individual letters</i></p>
<u>Wednesday</u>	<p>Using the individual letters, play find the ____ game. Place some of the letters out and say “find me the _____”, child collects the selected sound <i>Resources – Individual letters</i></p>

Thursday	Use the sounds m / a / s / d / t / i / n / p / g / o / c / k / u / b / f / e / l / h / sh / r / j / v / y / w / Sound out / m / a / p / map. Child to make / m / a / p / map <i>Resources – words –</i> - red/ run/ rat/ jog/ jet/ jam/ vet/ yap/ yes/ yum/ web/ win/ wish/ wet/ sock/ jug/ key/ well/ ship/ shop/ fish/ rag/ rip/ job/ van/ yak/ yet/ wig/ yosh/ vib/ hesh/ shib/ rof/ ren/ losh/ stosh/ rin/ rog/ jop/ jof/ vop/ vaf/ yup/ yuf/ wom/ wib/
Friday Purple Mash	Say the words for your child to make Map, sat, pin, got, mit, mop, Child will listen, say the sounds in order and make the word <i>Resources – words, individual letters</i>
<p>Websites to support phonics learning https://www.verywellfamily.com/best-free-educational-websites-for-kids-3129084 - Sesame Street - letters - https://www.sesamestreet.org/games - Starfall- sounds - https://www.starfall.com/h/ - Phonicsplay - https://www.phonicsplay.co.uk https://www.topmarks.co.uk/ - games for sounds https://www.ictgames.com/ - games for literacy</p>	
Writing	
Monday	<p>Teach Handwriting  Do 5 exercises daily - https://teachhandwriting.co.uk/handwriting-warm-up-exercises.html Please practice your child's full name so that all the letters are formed correctly. Please use the RWI (alphabet) sheet provided in your home learning pack. Say the letter formation as you write the letter eg. "round the apple and down the leaf" when writing the letter /a/. Say the letter and sound of the letters in your child's name. Form the letter correctly. <i>Resources – RWI letter formation sheet, child's name card</i></p>
Tuesday Purple mash	Say a letter and sound. Child to form the letter correctly. Practice writing all the letters of the alphabet. Say the letter name and sound. <i>Resources – RWI letter formation sheet</i>
Wednesday	Use the words from spelling for your child to write. Say the word eg. map, show on your fingers the sounds /m/a/p/, say word again - map <i>Resources – words to write – map, tin etc</i>
Thursday	Using the drawing of your palace picture that you have created and described. Look at the CIP words and write on your picture to describe it – big, gold, <i>Resources – CIP words to write the words to describe their palace</i>
Friday	Write sentences to describe your palace picture "My palace is made of gold" My palace has flowers growing on it My palace is full of princesses They are having a party in the palace <i>Resources – CIP words to support ideas</i>
<p>Websites to support writing https://www.abcya.com/grades/prek http://www.funbrainjr.com/search_games.html</p>	

Reading	
Monday	<p>Please continue reading the ORT books that have been sent home. Please share your child's reading book. Please talk about the pictures and what is happening in the story. <i>Resources – reading books</i></p>
Tuesday	<p>Please listen, share and ask questions about the reading books sent home. Talk about who is in the story? What is happening? What do they think will happen next? Look at the initial letters and read the text in the book <i>Resources – reading books</i></p>
Wednesday	<p>Bugclub - Please log in and read the books that have been selected for your child at their level of learning - Username and Password given <i>Resources – https://www.activelearnprimary.co.uk/login?c=0</i></p>
Thursday	<p>Register and access free books - https://home.oxfordowl.co.uk/reading/reading-schemes-oxford-levels/read-write-inc-phonics-guide/ - parents to use for home learning <i>Resources – https://www.oxfordowl.co.uk/</i></p>
Friday	<p>Myon free books. Please log in and look at the books available. Share the books Listen to the tricky word song https://www.youtube.com/watch?v=TvMyssfAUx0 – tricky word song <i>Resources – www.myon.co.uk, and websites</i></p>
Maths	
Monday	<p>Size - When you are walking around your house and garden talk about all the things you see - "I can see a flower", "I can see a cup" Can you find 2 objects that are the same eg. 2 cups. Talk about their size – "This cup is big and this cup is small" Look at different objects in your home and garden and look which is the biggest and which is the smallest <i>Resources – comparing objects in the environment</i></p>
Tuesday Purple Mash	<p>Size– Look at and talk about 2 objects which you looked at yesterday Which object is the smallest and which is the biggest? Collect different objects in your home and garden and compare which is the biggest and which is the smallest. <i>Resources – comparing objects in the environment</i></p>
Wednesday	<p>Order the numbers 1-10. Remove a number and find the missing number. Find 1 more than and 1 less than. Use numbers 1-20 when confident with 1-10 https://youtu.be/g_A-MTZ9vCM <i>Resources – individual numeral and number lines</i></p>
Thursday Purple Mash	<p>Practice writing numerals to 10 and numerals 1-20 Say a number, child finds on the number line and writes and says the numeral Repeat with other numbers <i>Resources – number lines</i></p>
Friday	<p>Please continue to practically count out amounts of objects. Look at the numerals 1-20 and count out the correct amount of objects. Extend by adding and subtracting numbers up to 10 – I have 10 sweets and give 5 to my mum, I have 5 left.</p>

	https://youtu.be/jv9pmv98b20 <i>Resources – Number lines, individual numerals , objects</i>
	Websites to support maths learning https://www.verywellfamily.com/best-free-educational-websites-for-kids-3129084 - Jack Hartman count to 100 - - PBS Kids - counting songs - https://pbskids.org/ https://www.starfall.com/ - counting - CoolMath - all maths concepts https://www.topmarks.co.uk/ - games for maths https://www.ictgames.com/ - games for maths https://www.abcya.com/grades/prek - maths games http://www.funbrainjr.com/searchgames.html
Curriculum	
Music	The music service have added lessons online. Go to https://www.GMmusiconline.co.uk/yumu Enter your username and password in the boxes on the screen. Your username is: p1351527 Your password is: symphony Click on the different tabs to listen to the songs that your children take part in
Topic	This half term the children will be learning about ‘different weather conditions and the change in weather throughout the seasons of the year. Share the story book/ video – ‘The Snowman’ https://www.youtube.com/watch?v=JVGLdQYsrk  DRAW a picture of what you saw in the story. Does your snowman look like the tree that you drew?
Topic	The children will look at pictures, videos, books and stories about different weather conditions and the different seasons. Please research these with your child. Please draw what you found out.
On-going project-	The children will be talking about what type of weather conditions there are. The on-going topic this half term will be to create a collage of themselves in their dream weather. What would you need to use in your favourite weather? How would you feel?
Sensory	
Playdough	Follow the guidance on Dough disco - https://www.youtube.com/watch?v=3K-CQrjI0uY
Meditation / Yoga	
Peaceout	Follow the peaceout video - https://www.youtube.com/watch?v=2TFuFd4iFOY
Yogabugs	Follow the link - https://vimeo.com/showcase/7488612 Password: schoolbugs321* For a yoga session

Don't forget-

We love seeing your home learning. You can always take a photo and email to school or tweet us! We are looking forward to seeing what you have been up to.

IF YOU TAKE A PHOTO or make a video of your child learning, please send to info@greenhill.theharmonytrust.org