





## Literacy learning (Speaking and listening) – week beginning – 11/1/2021

<p><b>Monday</b></p>	<p>During Literacy the children will be looking at different pobble365 pictures related to the topic. Please talk to your child about these pictures, describe what they see and ask and answer questions to gain more information. This week the picture is <a href="https://www.pobble365.com/turn-over-a-new-leaf/">https://www.pobble365.com/turn-over-a-new-leaf/</a>  <i>What do you notice?</i>  <i>Parents – please take turns with your child to say what you notice in the picture</i></p> <p><i>Resources –Pobble picture</i></p>
<p><b>Tuesday</b></p>	<p>What can you see?          What is the child holding?          Say “I can see _____” using the CIP words</p> <p><i>Resources –Pobble picture, I can see bubble and Concept in Print pictures (CIP) (to extend the language from yesterday)</i></p>
<p><b>Wednesday</b></p> <p><u>Purple Mash activity</u></p>	<p>Where did the child get the leaf from?          Why did the leaf fall off the tree?          Do all trees lose their leaves during Autumn?          Who is the character in the picture?          Where are they standing?  <a href="https://youtu.be/V0TcwADP-OY">https://youtu.be/V0TcwADP-OY</a>  <i>Resources – Pobble picture</i></p>
<p><b>Thursday</b></p> <p><u>Purple Mash activity</u></p>	<p>Can you draw what the tree looks like where the leaf fell from?          What does the rest of the land where the picture is taken look like?          Can you draw a picture to show me?          What will it look like?          How will it make you feel?  <a href="https://youtu.be/1_YsIMeIK7Q">https://youtu.be/1_YsIMeIK7Q</a>  <i>Resources – Pictures of different trees and different settings/ environments where trees may grow</i></p>
<p><b>Friday</b></p> <p><u>Purple Mash activity</u></p>	<p>Describe your drawing of your tree          “I have drawn a big green tree”          “It is growing very tall”  <a href="https://youtu.be/QoEp6pJJRe8">https://youtu.be/QoEp6pJJRe8</a>  <i>Resources – Pictures of different weather and feelings, CIP words</i></p>

boy	girl	dark	weather	happy	sad	miserable	angry
hand	fingers	thumb	day	excited	frightened	scared	night
cloud	sun	rain	wind	hot	cold		
thunder	lightning	storm	snow				



## Literacy learning (Reading and Writing) – week beginning – 11/1/2021

Using the drawing of your tree picture that you have created and described, look at the CIP words and write on your picture to describe it – big, green,

*Resources – CIP words to write the words to describe their tree*

Write sentences to describe your tree picture

"my tree is big and green"

"apples grow on my tree"

"It is very tall. It is taller than me"

*Resources – CIP words to support ideas*



# Teach Handwriting

Five areas to support the body with handwriting are covered in the warm up activities:



## Shoulder stability and strength

When we talk about the shoulder, we are actually referring to the shoulder girdle a number of bones, ligaments, muscles and tendons that work together to support arm strength and give the full range of arm movements.



## Crossing the mid-line

To make handwriting comfortable the writing arm has to be able to cross the vertical central line of the body (crossing the mid-line). It is a key skill that enables us to write comfortably with the paper positioned appropriately and to sit at a desk correctly.



## Wrist strength and flexibility

Having the full, pain free, range of wrist movements and the strength to hold the correct, slightly extended, position for handwriting is important. In this position the tendons, which run over the wrist bones, can work the finger muscles more easily giving better finger control for handwriting.



## Thumb and finger strength and dexterity

Thumb and finger strength are important for the coordinated movements and strengths required to hold and maintain an efficient pencil grip as well as to move the pencil effectively for handwriting and drawing.



## Whole hand strength and dexterity

Whole hand dexterity and strength is important for in-hand manipulation, grip and grip release skills as well as being able to judge the appropriate amount of pressure required to hold and release items safely, all required for handwriting.

Handwriting – week beginning – 11/1/2021

PLEASE open the website –

<https://teachhandwriting.co.uk/handwriting-warm-up-exercises.html>  
<https://teachhandwriting.co.uk/handwriting-warm-up-exercises.html>

Select 1 activity from each of the 5 sections to support writing development.

Do exercises daily – there is a video to show each activity

### Handwriting warm up games - Shoulder stability activities

#### Hand Pushes

Place your palms together, with elbows out and forearms held horizontally.  
Now push your hands together as hard as you can and hold for 5 seconds - you should feel all the muscles around your shoulder girdle contract.

Repeat a few times.



Phonics recognition - Grapheme/ phoneme

a	b	c	d	e
f	g	h	i	j
k	l	m	n	o
p	q	r	s	t
u	v	w	x	y
z	sh	ck	th	ch
qu	ng	nk		

- 1/. Look at each letter. Say it's sound.
- 2/. Can you find /a/ etc

Literacy learning (Phonics) – week beginning – 11/1/2021

<u>Monday</u>	<p>Please use the phoneme mat provided to recap the sounds that your child recognises.</p> <p>Take turns with your child to say and find different sounds.</p> <p><i>Touch the letter Aa and say "a".</i></p> <p><i>Resources – Phoneme mat (alphabet)</i></p>
<u>Tuesday</u>	<p>Look at the individual letters, say the sound selected and find/match to the phoneme mat.</p> <p>Say the sound</p> <p><i>Resources – Phoneme mat (alphabet) / individual letters</i></p>
<u>Wednesday</u>	<p>Using the individual letters, play find the ____ game. Place some of the letters out and say "find me the ____", child collects the selected sound</p> <p><i>Resources – Individual letters</i></p>
<u>Thursday</u>	<p>Use the sounds m / a / s / d / t / i / n / p / g / o / c / k / u / b / f / e / l / h / sh / r / j / v / y / w /</p> <p>Sound out / m / a / p / map. Child to make / m / a / p / map</p> <p><i>Resources – words –</i></p> <p>- red/ run/ rat/ jog/ jet/ jam/ vet/ yap/ yes/ yum/ web/ win/ wish/ wet/ sock/ jug/ key/ well/ ship/ shop/ fish/ rag/ rip/ job/ van/ yak/ yet/ wig/ yosh/ vib/ hesh/ shib/ rof/ ren/ losh/ stosh/ rin/ rog/ jop/ jof/ vop/ vaf/ yup/ yuf/ wom/ wib/</p>
<u>Friday</u>	<p>Say the words for your child to make</p> <p>Map, sat, pin, got, mit, mop,</p> <p>Child will listen, say the sounds in order and make the word</p> <p><i>Resources – words, individual letters</i></p>

--	--	--	--



## Literacy learning (Phonics) – week beginning – 11/1/2021

### Word time 1 - Sound cards - m/a/s/d/t -

m/a/t/ mat, mad, dad, sad, sat, sam

### Word time 2 - Sound cards - m/a/s/d/t/i/n/p/g/o -

- in/ on/ it/ an/ and/ pin/ got/ dog/ sit/ tip/ pan/ gap/ dig/ top/ nap/ pop/ pat/ pig/ not/ gap/ ip/ op/ sop/ gip/ pog/

### Word time 3 - Sound cards - m/a/s/d/t/i/n/p/g/o/c/k/u/b

– bin/ cat/ cot/ can/ kit/ mud/ up/ cup/ bad/ back/ kick/ lock/ cut/ tug/ sack/ cap/ tog, bon, pim, bup/ dut/ tup/ cos/ cam/

### Word time 4 - Sound cards - m/a/s/d/t/i/n/p/g/o/c/k/u/b/f/e/l/h/ sh/ck

– met/ set/ fan/ fun/ fat/ lip/ log/ let/ had/ hit/ hen/ ship/ shop/ fish/ sack/ get/ pen/ fit/ fab/ fib/ bed/ lob/ pod/ dob/ sell/ bell/ hop/ hat/ hand/ hod/ shed/ shin/ gof/ shup/ hib/ fot/ gock/ neb/ guf/ fub/ hof/ losh/ stosh/

### Word time 5 - Sound cards - m/a/s/d/t/i/n/p/g/o/c/k/u/b/f/e/l/h/sh/ck/r/ i/v/y/w

– red/ run/ rat/ jog/ jet/ jam/ vet/ yap/ yes/ yum/ web/ win/ wish/ wet/ sock/ jug/ key/ well/ ship/ shop/ fish/ rag/ rip/ job/ van/ yak/ yet/ wig/ yosh/ vib/ hesh/ shib/ rof/ ren/ losh/ stosh/ rin/ rog/ jop/ jof/ vop/ vaf/ yup/ yuf/ wom/ wib/


### Word time 6 - Sound cards - m/a/s/d/t/i/n/p/g/o/c/k/u/b/f/e/l/h/sh/ck/r/ i/v/y/w/ th/z/ch/qu/ x/ ng/ nk

– thin/ thick/ this/ zap/ chin/ chop/ chat/ quiz/ quit/ fox/ box/ fix/ six/ sing/ bang/ thing/ wing/ thumb/ three/ zip/ zoo/ choc/ queen/ quit/ quick/ quib/ sing/ king/ bring/ think/ sink/ wink/ link/ stink/ zig/ zag/ thing/ chonk/ vink/ bing/ quof/ shep/ thif/ thop/ zup/ taz/ chon/ chib/ mox/ hox/ kang/ wong/ bink/ yonk/ quig/

## Maths learning – week beginning – 11/1/2021



Monday	<p>Height - When you are walking around your house and garden talk about all the things you see - "I can see a tree and a bush"</p> <p>Talk about how tall they are – "The tree is tallest"</p> <p>Look at different objects in your home and garden and measure which is the shortest and which is the tallest.</p> <p><i>Resources – measuring objects in the environment</i></p>
Tuesday	<p>Height – Look at and talk about 2 objects which you looked at yesterday</p> <p>Which object is the shortest and which is the tallest?</p> <p>Collect different objects in your home and garden and measure which is the shortest and which is the tallest.</p> <p><a href="https://youtu.be/gFh-JV2wbnE">https://youtu.be/gFh-JV2wbnE</a></p> <p><i>Resources – measuring objects in the environment</i></p>
Wednesday	<p>Order the numbers 1-10.</p> <p>Remove a number and find the missing number.</p> <p>Find 1 more than and 1 less than. Use numbers 1-20 when confident with 1-10</p> <p><a href="https://youtu.be/g_A-MTZ9vCM">https://youtu.be/g_A-MTZ9vCM</a></p> <p><i>Resources – individual numeral and number lines</i></p>
Thursday	<p>Practice writing numerals to 10 and numerals 1-20</p> <p>Say a number, child finds on the number line and writes and says the numeral</p> <p><i>Resources – number lines</i></p>
Friday	<p>Please continue to practically count out amounts of objects.</p> <p>Look at the numerals 1-20 and count out the correct amount of objects.</p> <p>Extend by adding and subtracting numbers up to 10 – I have 10 sweets and give 5 to my mum, I have 5 left.</p> <p><a href="https://youtu.be/jv9pmv98b20">https://youtu.be/jv9pmv98b20</a></p> <p><i>Resources – Number lines, individual numerals, objects</i></p>



## Topic learning – week beginning – 11/1/2021

<b>Music</b>	The music service have added lessons online. Go to <a href="https://www.GMmusiconline.co.uk/yumu">https://www.GMmusiconline.co.uk/yumu</a> Enter your username and password in the boxes on the screen. Your username is: p1351527 Your password is: symphony Click on the different tabs to listen to the songs that your children take part in
<b>Topic</b>	This half term the children will be learning about 'different weather conditions and the change in weather throughout the seasons of the year.' Share the story book – 'A year in Percy's park' <a href="https://www.youtube.com/watch?v=XOMeiZrp-zg">https://www.youtube.com/watch?v=XOMeiZrp-zg</a> DRAW a picture of what you saw in the story. Does the tree look like the tree that you drew?
<b>Topic</b>	The children will look at pictures, videos, books and stories about different weather conditions and the different seasons. Please research these with your child. Please draw what you found out.
<b>Topic</b>	The children will be talking about what type of weather conditions there are. The on-going topic this half term will be to create a collage of themselves in their dream weather. What would you need to use in your favourite weather? How would you feel?
<b>Sensory Playdough</b>	Follow the guidance on Dough disco - <a href="https://www.youtube.com/watch?v=3K-CQrjI0uY">https://www.youtube.com/watch?v=3K-CQrjI0uY</a>
<b>Meditation Peaceout</b>	Follow the peaceout video - <a href="https://www.youtube.com/watch?v=2TFuFd4iFOY">https://www.youtube.com/watch?v=2TFuFd4iFOY</a> Follow the link - <a href="https://vimeo.com/showcase/7488612">https://vimeo.com/showcase/7488612</a> Password: schoolbugs321* For a yoga session