
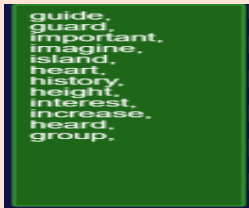






Remote Home Learning: 11th January 2021

Spelling/Phonics		Time to spend on activity
Spelling/Phonics:	<p>Spellings - Look, cover, write, check spellings game – Tricky 5</p>   <p>Look, Cover, Write, Check- mobile friendly (ictgames.com)</p>	<p>30 minutes</p>
Reading:	<p>myON- https://www.myon.co.uk/login/index.html</p> <p>This week please can you complete the reading task: Pick one book from our 'Living things and their Habitats' section</p> <p>Accelerated reader: Login to Accelerated Reader to take a quiz https://ukhosted13.renlearn.co.uk/6013217</p> 	<p>Read for 20 minutes daily using your myOn and then take an AR quiz</p> <p>30 minutes</p>
English		
<p>Monday</p> <p>PurpleMash English Week 2 – Monday</p>	<p>https://youtu.be/nGISNizR-MI</p> <p>LO: To study a character</p> <p>Opener- recap your knowledge - https://www.bbc.co.uk/bitesize/topics/zkrkscw/articles/zhn6cqt</p>  <p>Starter - How can we describe Boudicca in this picture? Talk to your family, how would they describe her appearance?</p> <p>Main - What is a simile? It compares two different things by saying they are similar. Use similes to describe Boudicca.</p>  <p>Activity Children will write descriptive sentences to describe Boudicca. Include adjectives and similes to describe her.</p>	<p>45 minutes</p>
<p>Tuesday</p> <p>PurpleMash English Week 2 – Tuesday</p>	<p>https://youtu.be/O7GvrPctfmQ</p> <p>LO: To describe a character</p> <p>Starter: - https://www.youtube.com/watch?v=4GwjCyVrfB0 Research Boudicca.- what is her personality like?</p> <p>Main: Use the vocabulary or information that you have to describe Boudicca. Work on using a range of different types of sentences, which can describe Boudicca. Focus on -How she looks, how she moves, how she acts and her personality. Write as many sentences as you can and use different openers and conjunctions.</p>	<p>45 minutes</p> 

	<u><i>Keep a copy of your writing for the lesson- tomorrow.</i></u>	
Wednesday PurpleMash English Week 2 – Wednesday	<p style="text-align: center;">https://youtu.be/8JanNOwK9SE LO: To draft a character description</p> <p>Opener - Read back your learning from yesterday. Share your writing with your family. Can you improve it, can they help you add some more ideas?</p> <p>Main - Read the example and use some of the sentences, which you would like to use. Borrow the sentences and type them into your writing. Remember to read your work back and ask for feedback from your parents or other family members.</p> <p style="text-align: center;">Once again- <u><i>Keep a copy of your writing for the lesson- tomorrow.</i></u></p>	45 minutes
Thursday PurpleMash English Week 2 – Thursday	<p style="text-align: center;">https://youtu.be/ftwicrpXlp0 LO: To write character description</p> <p>Opener - Read back your learning from yesterday. Are you happy with it? Did you use alliteration? Did you include a simile? Does it make sense?</p> <p>Main - Re- write the character description and add more details. Draw or paint a picture of Boudicca to make your final piece</p>	45 minutes
Friday PurpleMash English Week 2 – Friday	<p style="text-align: center;">https://youtu.be/hcr0YiwWgtI LO: To present your learning</p> <p>Opener- Take some to time to practise reading and performing your writing. Use a loud, clear voice when reading your description. Could you add expression as you read?</p> <p>Activity As family members to come and watch you read your written piece. Can they record you performing and send it in to me through the schools email address?</p> <p style="text-align: center;">We would love that!</p>	45 minutes

Maths


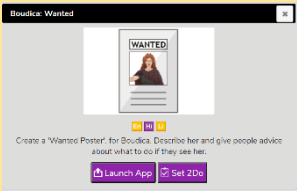

Monday PurpleMash Maths Week 2 – Monday	<p style="text-align: center;">Activity – To find approximate of sums https://youtu.be/ggNKfWdURMo</p> <p>Mental/Oral Starter – Count in steps of 8. <i>What is 10 more and 10 less</i></p> <p>Input What if I was shopping and I was putting items in my basket and I wanted to know a 'rough' total cost of what I wanted to buy because I only had a certain amount of money.</p> <p>What would I do if I wanted to work out how much change I would roughly get from £1.99, £3.99 etc? Remind children that £1=100p</p> <p>Go through examples of how to subtract amounts. Encourage mental methods including counting on.</p> <p>Challenge</p>	45 minutes
--	---	------------

	Can you afford more than one item? Round two items and add them together. What change would you get?	
Tuesday PurpleMash Maths Week 2 – Tuesday	<p style="text-align: center;">https://youtu.be/6SevxulRNGg</p> <p style="text-align: center;">Activity – LO: To subtract using column subtraction</p> <p>Mental/Oral Starter – Count in steps of 8.</p> <p>Input Share column subtraction question and explain to children that just like last week's learning we must start in our smallest place value column!</p> <p>How can we check our answers? If we are looking at subtraction what is going to happen to our number will it get smaller or larger?</p> <p>Challenge Go back and do the inverse to check answers</p>	45 minutes
Wednesday PurpleMash Maths Week 2 – Wednesday	<p style="text-align: center;">https://youtu.be/EZaqpxJU2Ac</p> <p style="text-align: center;">Activity – LO: To subtract using column subtraction</p> <p>Mental/Oral Starter – Count in steps of 8.</p> <p>Recap over yesterday's learning and create a how to guide.</p> <p>Input Show 4.23-2.44, what do we do when the numbers we can't subtract the numbers? Model how we can 'exchange' to answer these questions. When modelling questions do 'mistakes' swapping the numbers round, moving the decimal- children to stop you and tell you where you went wrong and why?</p> <p>Challenge</p> <div style="border: 1px solid black; padding: 5px; margin: 5px 0;"> <p>A class is planning a trip to a theme park.</p> <p style="text-align: center;">Theme park prices</p> <p>Adult = £8</p> <p>Child = £4</p> <p>How many tickets could they buy for £100. How many different ways can you find to do this?</p> </div>	45 minutes
Thursday PurpleMash Maths Week 2 – Thursday	<p style="text-align: center;">https://youtu.be/YvzZJR0aFTw</p> <p style="text-align: center;">Activity – LO: To solve word problems</p> <p>Mental/Oral Starter – Missing number multiplication $6x?=12$ $5x?=30$ $6x?=35$ $3x?=18$ $7x?=42$ $4x?=24$</p> <p>Input Show children a variety of one step word problems that involve the learning we have done this week. Model using Read, Understand, Choose, Solve, Answer, Check (RUCSAC)</p> <p>Challenge Mr Rahman has x in his pocket, can he afford (differentiated questions)</p> <p>(Children can use inverse to check answers if time)</p>	45 minutes
Friday PurpleMash Maths Week 2 – Friday	<p style="text-align: center;">https://youtu.be/02vF5tG7Xy0</p> <p style="text-align: center;">Activity – LO: To investigate change</p> <p>Mental/Oral Starter – Multiplication Test See Quiz sheet.</p> <p>Input Show a variety of change questions- I have 10.00 and pay 2.99 for my lunch how much change would I get and what different ways could I be given the money- 1p £2 and £5 etc is the only possibility?</p>	45 minutes

How many ways would there be? Is there a certain amount each time? Can you do it using all the coins? Can you use a note in the change?

Children to work with a family member to find the change and then work out all the different possibilities- trying to meet different challenges like all the different coins.

Foundation Subjects

<p>Topic Romans</p> 	<p>Login to Purple Mash and create a wanted poster for Boudicca.</p> 	<p>1 sessions 45 minutes</p>
<p>PE</p>	<p>PE with Joe Wicks</p>  <p>Join Joe on his YouTube channel every Monday, Wednesday and Friday</p>	<p>3 sessions 20 minutes</p>
<p><u>On-going project-</u></p>	<p><i>Research information about the Romans. Remember, you can use books from the library or the internet for help. Alternatively, you could create a fantastic piece of art work based on the Romans</i></p>	<p><u>Ongoing</u></p>

https://resource-bank.scholastic.co.uk/content/FREE-Julia-Donaldson-and-Axel-Scheffler-Home-Learning-Packs-40114?source=aw&awc=2957_1610183754_9362a172539c1f6f8332d3f53ba7206f

Don't forget- we love seeing your home learning. You can always take a photo and email to school or tweet us! We are looking forward to seeing what you have been up to.

Thank you for your support.

Miss Cummins and Mrs Khalil