








## Home Learning- Reception - WB: 10.10.22

<u>English</u>		<u>Completed by...</u>
<b>Phonics:</b>	<p>The children have brought home some letter formation sheets for the new sounds that we have learnt this week in phonics. Encourage the children to say the formation rhyme as they are writing the letters so they form them correctly.</p> <div style="display: flex; justify-content: space-around; align-items: flex-start;"> <div style="border: 1px solid purple; padding: 5px; text-align: center;">  <p>Down, up and over the helicopter.</p> </div> <div style="border: 1px solid purple; padding: 5px; text-align: center;">  <p>Down bear's back, up and round his big tummy.</p> </div> <div style="border: 1px solid purple; padding: 5px; text-align: center;">  <p>Down the flamingo's neck, all the way to its foot, then across its wings.</p> </div> <div style="border: 1px solid purple; padding: 5px; text-align: center;">  <p>All the way down the lollipop.</p> </div> </div>	
<b>Reading:</b>	<p>This week the children have brought home a Little Wandle Phase 1 book. Please sit with your child and look at the pictures on each page. There is a prompt sheet on the inside cover to help. Your child has also brought home a book to share as a family. Please take some pictures and share them on seesaw!</p>	
<b>Maths:</b>	<p>This week in maths the children have been learning about repeating patterns. In class we have used potatoes to print, used our fruit and used items we have found around the classroom. We would love it if the children would make repeating patterns with items they can find around the house.</p> <div style="border: 2px solid blue; padding: 10px; text-align: center;">  <p>Gather some objects from around the house, the kitchen might be a good place to collect things from. Choose two different objects and make a repeating pattern with them.</p>  <p>See how many different patterns you can make.</p>  </div>	
<u>Curriculum</u>		
<b>On-going project</b>	<p>Next week we are going to be looking at maps in our topic learning. We would love it if you could complete a map with your child of the things that they see on their route to school. The children could draw the map starting with a drawing of their house and then finishing with the school. <b><i>IF YOU HAVE ALREADY COMPLETED THIS ACTIVITY YOU DO NOT NEED TO DO IT AGAIN.</i></b></p>	

Home learning to be completed at any time throughout the week. All activities are set on seesaw, once they are completed we would like you to send it back to us on seesaw. If you have any questions you can send us a message through the inbox. Thanks, the Reception Team  
If you are new to Greenhill Academy and need a Seesaw login then please speak to your child's teacher.