


Year 5 Home Learning

WB 11.01.21

<u>English</u>		<u>How long to spend</u>									
<u>Spelling:</u>	<p>Spelling: This weeks focus is how to use a hyphen when a prefix is added. If a prefix is added which ends with the same vowel as the start of the root word you need to use a hyphen. We are going to be looking at the prefix co- and re- . Look at the words below and create words by adding the prefix to the root words and decide if you think you need to add a hyphen.</p> <p style="text-align: center;">CO- re-</p> <table border="1" style="margin-left: auto; margin-right: auto;"> <tr> <td style="text-align: center;">organise</td> <td style="text-align: center;">emerge</td> <td style="text-align: center;">tell</td> </tr> <tr> <td style="text-align: center;">own</td> <td style="text-align: center;">ordinate</td> <td style="text-align: center;">invent</td> </tr> <tr> <td style="text-align: center;">enter</td> <td style="text-align: center;">exist</td> <td style="text-align: center;">ignite</td> </tr> </table> <p>Use a dictionary to check that you know what each of the words mean.</p> <p>Practise spelling these words each day using some of the given strategies.</p> <p>There will be a daily Purple Mash spelling practise of these words.</p>	organise	emerge	tell	own	ordinate	invent	enter	exist	ignite	15 minutes a day
organise	emerge	tell									
own	ordinate	invent									
enter	exist	ignite									
<u>Reading:</u>	<p>Each day on Purple Mash you will be given a text to read and a task to complete. Make sure you complete this daily so that you can keep track of the story.</p> <p>Daily – It is important that you read on your own for at least 15 minutes each day. You have been set 4 books each week to read on Myon. You can read these in any order and will be changed weekly. Make sure that you quiz on Accelerated Reading after you have finished reading each book.</p>	15 minutes a day 15 minutes daily									
<div style="display: flex; justify-content: space-between; align-items: center;">  <div style="text-align: center;"> <h3 style="margin: 0;">Writing - Narrative - Madeline</h3> <p style="margin: 0;">This week we will be creating our own alternative version of Madeline. Based on the text- Madeline By Ludwig Bemelmans https://www.youtube.com/watch?v=LRtO_m8tILU</p> </div> </div>											
Monday	<p>LO: To create a story path</p> <p>Watch the video https://youtu.be/9KI8MFC334o recapping the story and discussing ideas for our alternative version of Madeline. Use purple mash to create your own story path that breaks the story into the five sections, opening, build up, problem, resolution and ending, using the template write a short sentence for each section explaining what is happening in each section.</p>	1 hour									
Tuesday	<p>LO: To plan</p> <p>Watch the video https://youtu.be/Hvh4x9rVOPo explaining how to complete the planning document. Add information about what happens in each section and about the characters and setting.</p>	1 hour									
Wednesday	<p>LO: To write a narrative</p> <p>Watch the video https://youtu.be/3GW2xN01A5o explaining how to use purple mash to write your own version of Madeline. Use a page for each section of the story. Try to include openers, relative clauses, conjunctions and adventurous vocabulary.</p>	1 hour									
Thursday	<p>LO: To edit</p>	1 hour									

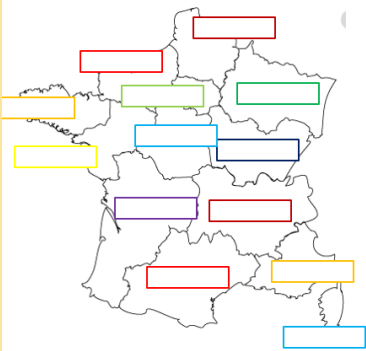
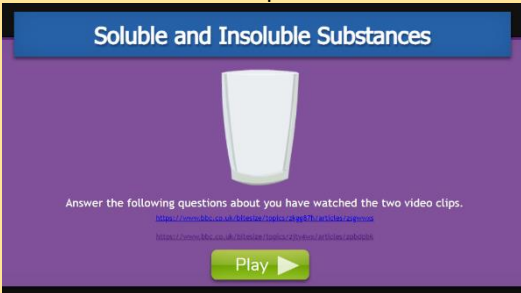
	Watch the video https://youtu.be/XUjbuijkpPA explaining how to complete the task. Pick a section of writing from the purple mash document to edit. Can you add adjectives, openers, relative clauses and adventurous vocabulary to improve the story? Remember to underline the changes you have made.	
Friday	LO: To use relative pronouns Watch the video https://youtu.be/PhzuVrOke9Y explaining how to complete the task. Read through the sentences and select the correct relative pronoun so that the sentence makes sense.	1 hour
Handwriting:	Please continue to practise your handwriting every day. Use tips on our website to help you. Practice the spellings with prefixes co- and re-. Making sure you remember which words require a hyphen.	10 minutes a day


Maths: Addition and Subtraction

Mental maths:	Practise all your times tables on TT Rockstars each day	10 minutes a day
Monday	<p><u>LO - To use known facts to solve problem</u></p> <p><u>Starter</u> Daily Fluent in Five for given number – Todays number is 49 + 10, -10, x 10, x 100, ÷ 10, ÷ 100, Double it, Half it.</p> <p><u>Input</u> Make sure that you watch this video first https://youtu.be/WbIL_TkQy1w Please note this video will only work on 11.01.21</p> <p>Your activity today involves balancing equations. You will need to work out both sides of the calculation to work out the missing number. If you need any support, you can email your teacher on Purple Mash.</p> <p style="color: green;">How might we go about solving this problem?</p> <p><u>Activity</u> If you head over to your Purple Mash account, you will be able to download your work for today. Complete your work on Purple Mash and send it back to your teacher.</p> <p><u>Success Criteria</u></p> <ul style="list-style-type: none"> • Solve the calculation that has no missing numbers • Use known facts including the number given to total the answer from the first half of the question. 	
Tuesday	<p><u>LO - To use multiplication</u></p> <p><u>Starter</u> Daily Fluent in Five for given number – Todays number is 31 + 10, -10, x 10, x 100, ÷ 10, ÷ 100, Double it, Half it.</p> <p><u>Input</u> Make sure that you watch this video first https://youtu.be/nuZImpvBcyU Please note this video will only work on 12.01.21</p> <p>You will be completing formal multiplication problems in today's lesson. If you need any support, you can email your teacher on Purple Mash.</p>	1 hour

	<p>What can we remember about multiplication? What are the different techniques we can use to help us?</p> <p><u>Activity</u> If you head over to your Purple Mash account, you will be able to download your work for today. Complete your work on Purple Mash and send it back to your teacher.</p> <p><u>Success Criteria</u></p> <ul style="list-style-type: none"> • Place the numbers in columns • Multiply the ones by ones • If the number is larger than nine – carry the tens into the ten's column • Multiply the tens by the ones remembering to add the number you have carried • Continue the steps until all digits have been multiplied 	
<p>Wednesday</p>	<p><u>LO - To use multiplication</u></p> <p><u>Starter</u> Daily Fluent in Five for given number – Today's number is 68 + 10, -10, x 10, x 100, ÷ 10, ÷ 100, Double it, Half it.</p> <p><u>Input</u> Make sure that you watch this video first https://youtu.be/OdmHM37wj74 Please note this video will only work on 13.01.21</p> <p>You will be completing formal multiplication problems in today's lesson. If you need any support, you can email your teacher on Purple Mash.</p> <p><u>Activity</u> If you head over to your Purple Mash account, you will be able to download your work for today. Complete your work on Purple Mash and send it back to your teacher.</p> <p><u>Success Criteria</u></p> <ul style="list-style-type: none"> • Place the numbers in columns • Multiply the ones by ones • If the number is larger than nine – carry the tens into the ten's column • Multiply the tens by the ones remembering to add the number you have carried • Continue the steps until all digits have been multiplied 	<p>1 hour</p>
<p>Thursday</p>	<p><u>To solve word problems</u></p> <p><u>Starter</u> Daily Fluent in Five for given number – Today's number is 90 + 10, -10, x 10, x 100, ÷ 10, ÷ 100, Double it, Half it.</p> <p><u>Input</u> Make sure that you watch this video first https://youtu.be/sDhOlxNe2D0 Please note this video will only work on 14.01.21</p> <p>You will be looking at multiplication word problems in today's session. If you need any support, you can email your teacher on Purple Mash.</p>	<p>1 hour</p>

	<p>what is the operation what do we also need to work out? Do we have all the numbers already?</p> <p><u>Activity</u> If you head over to your Purple Mash account, you will be able to download your work for today. Complete your work on Purple Mash and send it back to your teacher.</p> <p><u>Success Criteria</u></p> <ul style="list-style-type: none"> • Place the numbers in columns • Multiply the ones by ones • If the number is larger than nine – carry the tens into the ten's column • Multiply the tens by the ones remembering to add the number you have carried • Continue the steps until all digits have been multiplied 	
Friday	<p><u>LO - To solve a mathematical problem</u></p> <p><u>Starter</u> Daily Fluent in Five for given number – Todays number is 81 + 10, -10, x 10, x 100, ÷ 10, ÷ 100, Double it, Half it.</p> <p><u>Input</u> Make sure that you watch this video first https://youtu.be/ou5lkGppqUA Please note this video will only work on 15.01.21</p> <p>You have got to a create a path through the maths problems to find both the smallest and largest numbers possible. You will have to do this more than once. If you need any support, you can email your teacher on Purple Mash.</p> <p><u>Activity</u> If you head over to your Purple Mash account, you will be able to download your work for today. Complete your work on Purple Mash and send it back to your teacher.</p> <p><u>Success Criteria –</u></p> <ul style="list-style-type: none"> • Start at 0 • Choose a route • Calculate as you go • Use answer for from one calculation for next operation • Mark the path on your grid • Write final answer. • Repeat 	1 hour
<u>Curriculum</u>		
<u>PSHE:</u>	<p>It can be hard to think of ways to keep your children occupied, especially without resorting to screen time. One way to occupy their time during the day, and help them feel calmer at the same time, is to play games that involve the senses. This can help them bring their attention back to the present moment and create a feeling of mindfulness.</p> <p>Here are some quick, simple, mindful games you can get your children involved in, without much preparation time and hassle:</p> <ul style="list-style-type: none"> - Touch: Put a bunch of mystery items in a paper bag and take turns feeling one object at a time and guess what it is as you describe the texture and shape. 	On Going

	<ul style="list-style-type: none"> - Sight: Look around the room in silence for one minute, and point out all of the things you never noticed before. - Sound: Set a timer for one minute and count how many different sounds you can hear with your eyes closed, and then share what you heard with each other. 	
<p>Geography:</p>	<p>LO – To know that France is divided into different regions. For this activity you will need to use the internet to complete the task on Purple Mash. You will need to research the different regions of France and label the regions on the map with the correct names.</p> 	<p>1 hour</p>
<p>Science States of Matter</p>	<p>This week in Science we are going to be looking at soluble and insoluble substances. Watch these clips to find out more...</p> <p>https://www.bbc.co.uk/bitesize/topics/zkkg87h/articles/zsgwwxs https://www.bbc.co.uk/bitesize/topics/zjty4wx/articles/zpbdpbk</p> <p>Once you have completed your own research, go to the Purple Mash website and complete the two activities about 'Soluble' and 'Insoluble' substances.</p> <ol style="list-style-type: none"> 1. A multi choice quiz  <ol style="list-style-type: none"> 2. Find and write down the definitions (meanings) of these five words. <div data-bbox="400 1525 874 1939" style="border: 1px solid black; padding: 5px;"> <p><u>Week 2 Soluble and Insoluble</u></p> <p>Write down the definitions of these words.</p> <ol style="list-style-type: none"> 1. Insoluble - 2. Soluble - 3. Solution - 4. Dissolving - 5. Mix - </div>	<p>1 hour</p>
<p>PE</p>	<p>PE with Joe Wicks</p>	<p>3 Times a week</p>

	<p>Joe Wicks will be taking our PE sessions again throughout the latest lockdown. Make sure you are up and ready from Monday 11th January at 9:00 to take part in the exercise with the Body Coach.</p> <p>He will be streaming live on his You Tube channel https://www.youtube.com/user/thebodycoach1 every Monday, Wednesday and Friday.</p> <p><u>Yoga Bugs</u></p> <p>Another way you stay fit and healthy is by taking part in these Yoga sessions. Visit the following website https://vimeo.com/showcase/7488612 and use the password schoolbugs321*</p> 	
<p><u>Music</u></p>	<p>Each week Mrs Cermac will be uploading a new lesson for you to do at home on YUMU. She is also going to be continuing with the class competitions. Class 11 have been the winners for a number of weeks. Let's see if Year 5 can continue to be in the lead this term. Also remember to NOT change the password, even if prompted because this will restrict everyone's access.</p> <p>Class 11 Username: p1351529 Password: orchid</p> <p>Class 12 Username: p1351500 Password: banana</p>	<p>30 minutes</p>




We are looking forward to seeing what you have been up to and feeding back on all your learning. If you are having any issues with anything, please send an e-mail on Purple Mash and we will get back to you as soon as we can.

Thank you for your support.

Mrs Baguley, Mrs Akroyd and Mr Bottomley

Spelling Strategies

Use some of these strategies to help you practise your spellings.

<p>1. ABC Order</p>  <p>Write all of your spelling words in alphabetical (ABC) order.</p>	<p>2. Word Parts</p> <p>Write your words. Then use a coloured pencil to divide the words into syllables. e.g. jumping caterpillar</p>	<p>3. Other Handed</p> <p>Write each word 5 times, switching the hand you write it with each time. Say the word as you spell it.</p>	<p>4. Vowel Spotlight</p> <p>Write your words using one colour for the vowels and another colour for the consonants. (vowels: a, e, i, o, u)</p>
<p>5. Use Technology</p> <p>Type out your spelling words on the computer. Try to use at least 4 different fonts.</p> 	<p>6. Pyramid Words</p> <p>s s p s p e s p e l s p e l l s p e l l i s p e l l i n s p e l l i n g (or make them boat shaped, star, smiley face, etc.)</p>	<p>7. "Ransom" Words</p> <p>"Write" your words by cutting letters out of a newspaper or magazine and gluing the letters on a piece of paper to spell your words.</p> 	<p>8. Rainbow Words</p> <p>Write your spelling words with coloured pencils. Make each letter a different colour.</p> 