






















## Home Learning Year 3 WB: 4.1.21

English		Completed by...									
<b>Spelling:</b>	<table border="1" style="margin: auto; border-collapse: collapse;"> <tr> <td style="text-align: center; padding: 10px;">8 eight</td> <td style="text-align: center; padding: 10px;"> caught</td> <td style="text-align: center; padding: 10px;"> centre</td> </tr> <tr> <td style="text-align: center; padding: 10px;">100  century</td> <td style="text-align: center; padding: 10px;"> heart</td> <td style="text-align: center; padding: 10px;"> breath</td> </tr> <tr> <td style="text-align: center; padding: 10px;"> busy</td> <td style="text-align: center; padding: 10px;"> early</td> <td></td> </tr> </table>	8 eight	 caught	 centre	100  century	 heart	 breath	 busy	 early		
8 eight	 caught	 centre									
100  century	 heart	 breath									
 busy	 early										
<b>Reading:</b>	<p>Log into your MYON account daily and read the set texts daily. Leave your teachers a review once you finish a book to say if you enjoyed it and if you would recommend it to a class mate.  <a href="https://www.myon.co.uk/login/index.html?logoutReason=10&amp;returnTo=%2Flibrary%2Fsearch.html">https://www.myon.co.uk/login/index.html?logoutReason=10&amp;returnTo=%2Flibrary%2Fsearch.html</a></p> <p>MyON – Books will be added daily. Please quiz on your MyON book too.</p> <p>Read your reading book every night and make a list of any words you are not sure about. You can quiz on your school book on the AR website.</p>	<b>Daily</b>									
<b>Writing:</b>	<p style="text-align: center;"><b>LITERACY - POETRY</b></p> <p><u>Tuesday</u>  <b>Learning Objective</b> : Write a list poem.  <b>Success Criteria</b></p> <ol style="list-style-type: none"> <li>1. Write a new idea on each line.</li> <li>2. A Capital letter at the beginning of each line</li> <li>3. Focus on the use of the verbs. Point out the use of the <b>comma</b> as a form of demarcation and ask them why there is an <b>apostrophe</b> in each line.</li> <li>4. Use appropriate powerful verbs linked to name.</li> <li>5. Write in past tense.</li> </ol> <p style="text-align: center;"><u>Wednesday</u>  <b>Learning Objective</b> : Write a poem using rhyming couplets.  <b>Success Criteria</b></p> <ol style="list-style-type: none"> <li>1. Think of an animal.</li> <li>2. Use the rhyming dictionary to find a rhyming word for the place.</li> <li>3. Choose a name to rhyme with the two words.</li> <li>4. Use a preposition to add more detail.</li> <li>5. Create a verse of where the teacher hides their pet.</li> </ol> <p>NB: use a <b>rhyming dictionary</b> to help create a rhyme for the poem = <a href="https://www.poetry4kids.com/rhymes/">https://www.poetry4kids.com/rhymes/</a></p>	<div style="border: 1px solid black; padding: 5px; margin-bottom: 10px;"> <p style="text-align: center;"><b>At the end of school assembly</b></p> <p>Miss Sparrow's lot flew out,  Mrs Steed's lot galloped out,  Mr Bull's lot was herded out,  Mrs Bumble's lot buzzed out.</p> <p>Miss Rose's class...rose,  Mr Beetle's class ...beetled off,  Miss Storm's class thundered out,  Mrs Frisbee's class whirled across the hall</p> <p>Mr Train's lot made tracks  Miss Ferry's lot sailed off,  Mr Roller's lot got their skates on,  Mrs Street's lot was stuck halfway across.</p> <p>Mr Idle's class just could not be bothered,  Mrs Barrow's class were wheeled out,  Miss Stretcher's class were carried out  And Mrs Brook's class simply trickled away ...</p> <p style="text-align: right;">By Simon Pitt</p> </div> <div style="border: 1px dashed black; padding: 5px;"> <p style="text-align: center;"><b>Where teachers keep their pets</b></p> <p>Mrs Cox has a fox  nesting in her curly locks.</p> <p>Mr Spratt's tabby cat  sleeping beneath his bobble hat.</p> <p>Miss Cahoot's has various newts  swimming in her zip-up boots.</p> <p>Mr Spry has Fred his fly  eating food stains off his tie.</p> <p>Mrs Groat shows off her stoat  round the collar of her coat</p> <p>Mr Spare has grizzly bears  hiding in his spacious flares.</p> <p>And ...</p> <p>Mrs Vickers has a stick insect called 'Sticker' ...  but no one's ever seen where she keeps it!</p> <p style="text-align: right;"><i>Paul Cookson</i></p> </div>	<b>Daily</b>								

### Thursday

**Learning Objective :** Write a poem using rhyming couplets.

#### **Success Criteria**

1. Ten verses
2. Use of number formation
3. Rhyming couplets with each number
4. Correct use of commas and full stops

Read the poem **Ten School Computers** by Charles Thomson

- Ask pupil have they ever seen a poem or heard a song that has this type of structure. **Ten tiny tadpoles/Ten friendly frogs.**

Show them the poem **Through the Staffroom Door** by Brian Moses.

- Children to read the poem to themselves and think about the theme is and the structure.

Ask them what the theme is. Examine the use of the number structure in helping the poet creating the poem. Look at the use of rhyming words to move the poems on.

Ask them to think of how we could adapt this to create our own poems – eg. 10 naughty pupils, 10 school dinners

Ask pupil to think of places where our school poem might be set. (eg. at the swimming baths, in the playground, in the classroom, at dinner time). Discuss the different actions that could be happening. Show them how to organize their ideas by modelling writing the first two verses of your poem.

### Friday

**Learning Objective :** Write a recipe poem.

#### **Success Criteria**

1. Title – A Recipe for.....
2. Subheadings
3. Ingredients
4. List of things you need
5. Method
6. Imperative verbs
7. Adverbs
8. New line for each instruction
9. Correct use of commas and full stops

#### Ten School Computers

Ten school computers all on line:  
one went down, and then there were nine.

Nine school computers, until my mate  
blew one up, and then there were eight.

Eight school computers, but one was loaned from Devon  
and had to be returned, and then there were seven.

Seven school computers, but one always sticks,  
so that was no good, and then there were six.

Six school computers, but one belonged to Clive  
and he took it home, and then there were five.

Five school computers, but one fell on the floor  
and then it wouldn't work, and then there were four.

Four school computers, but one's for class B,  
so we couldn't use that one, and then there were three.

Three school computers, till someone spilt some glue  
which gummed one up, and then there were two.

Two school computers, one was left in the sun  
and it burst into flames, and then there was one.

One school computer. "Children, DON'T RUN!"  
Bang, crash, tinkle ... and then there were none!

Charles Thomson

#### A Recipe for a Class Outing

##### **Ingredients:**

30 children, washed and scrubbed  
29 packed lunches (no bottles)  
3 teachers  
An equal quantity of mums  
1 nosebleed  
2 fights  
A hot day  
3 lost purses  
1 slightly torn dress  
Plenty of sweets  
5 or 6 songs (optional)

##### **Method:**

Place children and adults in a bus and heat slowly.  
Season well with sweets, reserving a few for later.  
Heat to boiling point.  
Add fights and nosebleed.  
Leave to simmer for 2 hours.  
Remove children and packed lunches and leave to cool.  
Stir in torn dress and lost purses.  
Return to heat, add songs to taste.  
Mix thoroughly.  
If the children go soggy and start to stick together, remove from the bus and drain.  
At the end of the cooking time divide into individual portions (makes about 36).  
Serve with relief, garnished liberally with dirt.

Sue Cowling

**Q.** Ask children what we will be writing today – think about our focus for the week.  
**Q.** What is an imperative verb? – “Bossy Verb”

First children will create their own word bank of imperative verbs, verbs and adverbs they can use before they start writing.

**Handwriting** Please practise your joining. Use the spellings above so you can spell all of them correctly and joined up. <https://teachhandwriting.co.uk/handwriting-warm-up-exercises.html>  
 Remember how to sit



**Maths**

**Maths** TTRockstars – who will win the battle? Class 7 or Class 8? Can you get your heat map greener? Just 5 minutes a day can make a big difference.

Fluent in Five this Half Term. Practise these – can you quiz the adults in your house on these? Can they quiz you?

$50 + 70 = 120$

$50 + 80 = 130$

$50 + 90 = 140$

$60 + 80 = 140$

$60 + 90 = 150$

$70 + 90 = 160$

Check Purple Mash. New activities will be added daily.


Tuesday – Do the Statistics activities set on Purple Mash

Wednesday – Pictograms. Watch the video <https://www.bbc.co.uk/bitesize/articles/z493hcw>  
 This is an example pictogram


**Sunday**

	<p>Can you create your own? Ask your family what their favourite fruit is or their favourite TV programme. Don't forget to write what each picture represents – is it one person or two? You decide.</p> <p>Thursday – Using the different ways of representing data that you have learnt this week, can you do your own. Choose from a tally, bar chart or pictogram. What information will you collect – favourite foods, favourite computer game? Favourite Fortnite character, favourite book?</p> <p>Friday – End of unit assessment.</p> <div data-bbox="783 219 1283 667" style="text-align: center;"> <p><b>Favourite Fruit</b></p> </div>	
<b>Curriculum</b>		
<b>PE/PSHE</b>	<p>We are lucky enough to have a free trial of YogaBugs. These are videos of yoga and relaxation. You can do them with the whole family if you are learning from home. Below is the link and password. We really hope you enjoy this.</p> <p><a href="https://vimeo.com/showcase/7488612">https://vimeo.com/showcase/7488612</a>  <b>Password: schoolbugs321*</b></p>	
<b>On-going project Ancient Egypt</b>	<p>Our learning this term is about Ancient Egypt. You can start this by doing some research of your own and presenting it however you like and as creatively as you like. This video gives an introduction to the topic.</p> <p><a href="https://www.bbc.co.uk/bitesize/topics/zg87xnb/articles/z6x2382/">https://www.bbc.co.uk/bitesize/topics/zg87xnb/articles/z6x2382/</a></p>	


## Self-Care & Mental Health for Kids




Share your own feelings to **encourage** self-awareness.




Find social groups that help them feel like they **belong**.



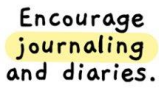
Set aside time for **low-stress** or solo activities.




Focus on articulating **feelings**.  
"I am angry."  
"I am sad."




Practice **self-care** for yourself to set the standard.



Encourage **journaling** and diaries.



Encourage your child to focus on the **moment**.



Establish a **self-care** routine.

Recognize **toxic stress** events.

Cultivate interests and **hobbies**.



Home learning to be completed during the week and over the weekend. Return your learning to your class teacher on the following Monday morning. Thank