
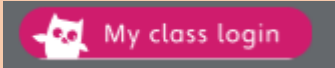


Isolation Home Learning: WB 4th January 2021

<u>Spelling/Phonics</u>		<u>Time to spend on activity</u>
<u>Spelling/Phonics:</u>	<p>How to start each session: Please re-cap Phase 2, Phase 3, sounds using the word mats provided.</p> <p>Practice reading and writing the <i>high frequency words</i> provided in your learning pack, as well as regularly practicing tricky words using the tricky words songs:</p> <p>https://www.youtube.com/watch?v=TvMyssfAUx0</p> <p style="background-color: yellow;">Start your child off with group 1 phonics. If they are finding this too easy then please move onto group 2 – Phonics.</p> <p><u>Group 1 - Phonics</u></p> <p>Monday: Phonics: Phonics: new sound of the day: j Read and Spell these words: jet, jam, jog, Jack. - Can you think of anymore? Practise reading : 'he, we, me, be' Write the sentence – Jack went for a Jog.</p> <p>Tuesday: Phonics: Phonics: new sound of the day: v Read and Spell these words: van, vat, vet, visit - Can you think of anymore? Practise reading : 'he, we, me, be' Write the sentence – Can I go to the vet? (Discuss what is a question mark used for?)</p> <p>Wednesday: Phonics: Phonics: new sound of the day: w Read and Spell these words: will, win, wag, web - Can you think of anymore? Practise reading : 'he, we, me, be' Write the sentence – Will he win? (Re-cap - what is a question mark used for?)</p> <p>Thursday: Phonics: Phonics: new sound of the day: Alternative sound x Read and Spell these words: mix, fix, fox, box, tax - Can you think of anymore? Practise reading : 'will, was' Write the sentences –</p> <ul style="list-style-type: none">• A fox is in the box• Is the sun wet?• Has the pot of jam got a lid?• Can Mum jog? <p>Friday- Writing simple sentences Re-cap all of the sounds you have learnt this week. Have a go at writing some simple sentences using the sounds you have practiced</p> <p><u>Group 2 – Phonics.</u></p> <p>Monday: Phonics: Phonics: new sound of the day: ai Read and Spell these words: wait, pain, bait. - Can you think of anymore? Practise reading 'she' and 'all' Write the sentence – The dog is in the rain</p> <p>Tuesday: Phonics: Phonics: new sound of the day: ee Read and Spell these words: see, tree, feet, weep - Can you think of anymore? Practise reading 'was', 'will, with.' Write the sentence – My feet feel hot</p> <p>Wednesday: Phonics: Phonics: new sound of the day: oa</p>	30 minutes


	<p>Read and Spell these words: loaf, toad, oak, soap, goat, coat, boat, toad, goal - Can you think of anymore? Practise reading: was', 'will, with.' Write the sentence – The boat was in the moat.</p> <p>Thursday: Phonics: Phonics: new sound of the day: oo Read and Spell these words: too, zoom, cool, boot. - Can you think of anymore? Practise reading : 'look' and 'too.' Write the sentence – The boot is too cool.</p> <p>Friday- Writing simple sentences Re-cap all of the sounds you have learnt this week. Have a go at writing some simple sentences using the sounds you have practiced</p> <p>Try using phonics play daily to test your phonic understanding through using some fun games. https://www.phonicsplay.co.uk/resources Lots of these games are free to play.</p> 	
<p>Reading</p>	<p><i>Remember to read your reading book with a family member at least 3 times throughout the week. Try re-telling the story to check if your child has understood what has happened in the story and see if they can remember any characters.</i></p> <p><i>Remember to read your reading book with a family member at least 3 times throughout the week. Try re-telling the story to check if your child has understood what has happened in the story and see if they can remember any characters.</i></p> <p><i>This week we love you to log onto the Oxford owl reading website to access lots of different types of books for FREE! Use the link below to access the website:</i></p> <p><i>Click on 'My Bookshelf' to access a range of different books for you to share.</i></p> <p><i>Use the link below to access the website:</i> https://www.oxfordowl.co.uk/</p>  <p><i>Click on the 'My class Login' button</i></p> <p><i>Then, enter the details below for BOTH Class 3 and Class 4:</i></p> <p><i>My Class name: class3_GH</i> <i>Password: Greenhill1</i></p> <p><i>Questions to ask when reading at home</i></p> <ul style="list-style-type: none"> • <i>What is the story about?</i> • <i>What did the character just do? Why?</i> • <i>What do you think will happen next?</i> • <i>Who is your favourite character? Why?</i> • <i>What is your favourite part of the story? Why?</i> 	<p>Read for 15 minutes daily using your My on log in</p> <p>30 minutes</p>
English		
<p>Tuesday</p>	<p>LO: To describe using adjectives.</p> <p>Opener : Re-read the story 'Lila and the rain' using either the PDF link on purple mash and the school website or listen to the story being read using the following link below: https://www.youtube.com/watch?v=EDsHUOCmtBs</p> <p>Main: Take a look at the picture of Lila's village from the story. What can you see? How many different things can you identify? Today we are going to be describing what we can see. Can you remember what we call a describing word? (An adjective) Looking at the picture of Lila's village how many adjectives can you come up with to describe what you can see?</p>	<p>45 minutes</p>



Activity:

Use the worksheet and word mats to guide you. Write some sentences to describe Lila's village using the adjectives you generated earlier to help you. Can you **up-level** your sentence using **more than one adjective**? Use the examples below to help you.

- The golden sun is blazing hot.
- There are dusty brown huts.

	 <p>Activity: Use the worksheet and word mats to guide you. Write some sentences to describe Lila's village using the adjectives you generated earlier to help you. Can you up-level your sentence using more than one adjective? Use the examples below to help you.</p> <ul style="list-style-type: none"> • The golden sun is blazing hot. • There are dusty brown huts. 	
<p>Wednesday</p>	<p style="text-align: center;">LO: To use conjunctions</p> <p>Opener: Take a look at your sentences from yesterday. Be the 'mini -teacher.' What are our non – negotiables? Take a look at your learning and check that you have used them :</p> <ul style="list-style-type: none"> • Finger spaces • Full stops • Capital letters <p>Main : Look at my sentences from yesterday: 'The Sun was burning brightly in the sky. The juicy green leaves had fallen off the baboa tree. If I want to join my sentences to make them sound even better, what word could I use? (and) Can you remember what this is called? (Conjunction) Remember that we use conjunctions to join our sentences together.</p> <p>Lets join my sentences together using the word 'and' :</p> <p>The Sun was burning brightly in the sky and the juicy green leaves had fallen off the baboa tree</p> <p>Activity: Using the worksheet provided in your resource pack write some super sentences using the conjunction 'and.' Make sure that you continue to use lots of adjectives to create your sentences. Use your word mats and the example setting description provided in your resource pack to give you some inspiration.</p> <p>Challenge: Can you challenge yourself to use 'because' in a sentence too?</p>	<p>45 minutes</p>
<p>Thursday</p>	<p style="text-align: center;">LO: To think about character feelings and speech</p> <p>Opener: Read over the story. Discuss with your family – What is your favourite part of the story and why? Draw a picture of it and explain why you like it so much.</p> <p>Main : Think about what happened in the story. How did Lila and the villagers feel when it was so hot and there was no rain? What kind of things would they say?</p> <p>Activity : Take a look at the pictures on the worksheet in the resource pack. Add in speech to express how the character might be feeling or what they might say. Use the examples below to help you.</p>	<p>45 minutes</p>



It is burning hot outside. I wish it would rain.



We are overjoyed! The rain has finally come!

Friday

LO: To write a setting description

Opener: Generate your success criteria for today's big write. What different things must we include in our writing:

1. Non -negotiables
2. Adjectives
3. Conjunctions
4. Neat Handwriting

Main:

Use the example setting description provided in your learning pack. **What do you like? Have they used our success criteria?** Read through for some inspiration and think about what sentences you might include for your big write.

Activity:

Using all of your sentences that you generated this week. Use your big write paper to **write a setting description of Lila's village**. Remember to use the success criteria checklist to make sure you are including everything in your learning.

Capital letters	Finger spaces	Full stops	Adjectives	WOW Words

45 minutes

Handwriting

This week we are practicing writing the letters q and r. Use the handwriting sheet provided and take your time practicing the letter formation. Use the rhymes below to help you when practicing.

Bounce: qu-qu-qu-queen
Handwrite: Round her head, up past her earrings and down her hair

Stretch: rrrrobot
Handwrite: Down his back, then curl over his arm

15 minutes every other day

Maths

Tuesday

Mental/Oral Starter – Counting in 10s

To do this week's maths, you will need to be able to count in 10s with confidence. Use the video link below to practise counting by 10. Later, see if you can count in 10s without the video.

<https://www.youtube.com/watch?v=uYRTwZGwj8>


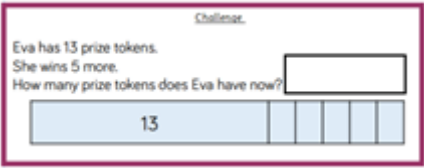
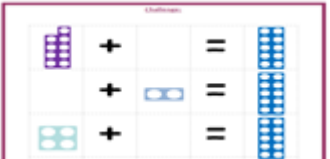

Input: Look at the numbers, identify which are the Tens and which is the Ones. Draw the dienes to represent the number. For larger numbers, remember to count in 10s to check.





Activity – LO: To represent numbers a dienes

On the worksheet, draw dienes to show the numbers.

Challenge.

45 minutes

	<p>Here are some counters.</p>  <p>Group the counters by colour. Fill in the gaps in this sentence and say it out loud.</p> <p>..... red counters plus yellow counters is equal to counters.</p> <p>Complete the number sentence.</p> $\square + \square = \square$	
<p>Wednesday</p>	<p>Mental/Oral Starter – <u>Number Bonds to 10</u></p> <p>Use the following video link to learn the number bonds to 10. Also see if you can write all the bonds down on a piece of paper later. https://www.youtube.com/watch?v=ID9tjBUiXs0</p> <p>Input: Now that you are confident with drawing the dienes to show the numbers, see if you can use them to help you solve the addition sums. Look at the sum. Draw the dienes to represent the numbers. Use your drawings of the dienes to help you to add the numbers together.</p> <p>Activity – <u>LO: To add smaller numbers (Pictorial)</u></p> <p>On the worksheet, draw the dienes to help you to solve the addition sum.</p> <p>Challenge</p> 	<p>45 minutes</p>
<p>Thursday</p>	<p>Mental/Oral Starter – <u>Counting to 100.</u></p> <p>Get some exercise and practise counting to 100 with Jack Hartmann. Use the video link below to help you to count to 100. https://www.youtube.com/watch?v=OTqLtf3PMOc</p> <p>Input: Now that you are getting better at addition, let's challenge you with some larger numbers. Again, look at the sum. Draw the dienes to represent the numbers. Use your drawings of the dienes to help you to add the numbers together.</p> <p>Activity – <u>LO: To add larger numbers (Pictorial)</u></p> <p>On the worksheet, draw the dienes to help you to solve the addition sum.</p> <p>Challenge</p> 	<p>45 minutes</p>
<p>Friday</p>	<p>Mental/Oral Starter – <u>Counting in 5s and 10s</u></p> <p>Use the video link below to practise counting by 5s and 10s. Also always have a go later without the video to see if you can count in 5s and 10s on your own. https://www.youtube.com/watch?v=EemjeA2Djjw&list=PL1CBsEog7MNzrQ8ow9tOCboXn_bi5vr6B&index=2 https://www.youtube.com/watch?v=Ftati8iGQcs&list=PL1CBsEog7MNzrQ8ow9tOCboXn_bi5vr6B&index=1</p> <p>Input: Do you remember the different methods that we have used so far to help us with our addition calculations. (Fingers, dienes, manipulatives etc.) What other ways can you think of that might help us with our learning? When we are adding, we are jumping forward. Today we are going to be adding by counting on. Remember that we always start with the BIGGEST number. We first find the biggest number on a number line and then count on to find the answer.</p> <p>Activity – <u>LO: Counting on using a number line.</u></p> <p>Use the number line to help you to solve the addition questions.</p> <p>Challenge</p> 	<p>45 minutes</p>

<p>Science</p>	<p>This week in Science we have been looking at animals.</p> <p>Mental/Oral Starter: On Monday we started looking at the different animal groups animal groups can you remember? (Reptiles, Amphibians, Insects, Mammals) Brain storm – Can you name an example group. E.g. A dog is a mammal, A snake is a reptile, A frog is</p> <p>Main: LO: To recognise the features of different animal groups. Using the posters given in the science resource pack, take a different features of each animal group. E.g. - A mammal has fur and produces live young, A reptile – Has dry skin and scales.</p> <p>Activity: Use the worksheet provided in the resource pack to describe the different features of Birds, Fish, Mammals, Amphibians, reptiles and insects. Use the word mat provided to assist you with this task. See an example done below:</p> <p>Body is covered with :</p> <p>Feathers</p>  <p>A bird has wings so that it can fly. A bird has feathers to keep it warm</p>  <p>Body is covered with :</p> <p>Scales</p>  <p>A fish has fins so that it can swim in the water. A fish has gills so that it can breathe.</p>  <p>What different Birds, Fish, for each type of an Amphibian.</p> <p>look at the</p>	<p>1 sessions</p> <p>30 minutes</p>
<p>P.E</p>	<p>Jungle Adventure – Yoga bugs</p> <p>For our P.E session this week, we would love for you to have a go at some mindfulness yoga. Using the link and password details below, you can log into yoga bugs and take part in a relaxing yoga session.</p> <p>Link to the Video: https://vimeo.com/showcase/7488612</p> <p>Password: schoolbugs321*</p> <p>Activity: Children will pack their bags and get ready for an exciting adventure to Africa to explore different jungle animals, practicing the yoga poses and relevant animal sounds!</p> <p>Name some ways to travel on a river:</p> <ul style="list-style-type: none"> • Boat (dinghy) • Raft • Bridge • Swim 	<p>1 sessions</p> <p>30 minutes</p>



Jungle Adventure

Lisa Applebee

Join Teacher Lisa on an exciting adventure to the Africa to explore the Jungle and find lots of...

Please support your children at home and if you require printed copies of home learning please don't hesitate to contact the school reception who will inform us and we can arrange for this to get to you. We love seeing your children's learning so please ensure you bring this learning in for us to see!

Thank you for your support.

Miss Hobson and Mrs Kausar