




Home Learning – Learning Base 2- wk beg – 4<sup>th</sup> January 2021

OVERVIEW – detailed resources in remote learning folder attached

<u>English – Communication (Speaking and listening)</u>	
<b><u>Monday</u></b>	<p>During Literacy the children will be looking at different pobble 365 pictures related to the topic. Please talk to your child about these pictures, describe what they see and ask and answer questions to gain more information. This week the picture is <a href="https://www.pobble365.com/controlling-the-weather/">https://www.pobble365.com/controlling-the-weather/</a> <a href="https://www.pobble365.com/weather-tree/">https://www.pobble365.com/weather-tree/</a></p> <div style="display: flex; justify-content: space-around;">   </div> <p>What do you notice? Parents – please take turns with your child to say what you notice in the picture <i>Resources –Pobble picture</i></p>
<b><u>Tuesday</u></b>	<p>What can you see? What is the girl holding? Say “I can see _____” using the CIP words <i>Resources –Pobble picture, I can see bubble and Concept in Print pictures (CIP) (to extend the language from yesterday)</i></p>
<b><u>Wednesday</u></b>	<p>What causes the weather to change in the story? What about in reality? Can you think of different types of weather and match them up with different feelings that Emily experiences? For example, it is sunny when she is happy. What is your favourite type of weather and why? Do Emily’s powers work without the umbrella? Do Emily’s parents have similar powers do you think? What problems/benefits are there to Emily’s powers? <i>Resources – Pobble picture</i></p>
<b><u>Thursday</u></b>	<p>Can you draw what weather you would look like? What will it look like? How will it make you feel? <i>Resources – Pictures of different weather</i></p>
<b><u>Friday</u></b>	<p>Describe your drawing of your weather “I have drawn my favourite weather” “It is me in the sunshine” “I feel happy” <i>Resources – Pictures of different weather and feelings, CIP words</i></p>
<u>Spelling/ phonics</u>	
<b><u>Monday</u></b>	<p>Please use the phoneme mat provided to recap the sounds that your child recognises. Take turns with your child to say and find different sounds. Touch the letter Aa and say “a”. <i>Resources – Phoneme mat (alphabet)</i></p>
<b><u>Tuesday</u></b>	<p>Look at the individual letters, say the sound selected and find/match to the phoneme mat. Say the sound <i>Resources – Phoneme mat (alphabet) / individual letters</i></p>

<b>Wednesday</b>	Using the individual letters, play find the ____ game. Place some of the letters out and say "find me the ____", child collects the selected sound <i>Resources – Individual letters</i>
<b>Thursday</b>	Use the sounds m / a / s / d / t / i / n / p / g / o / c / k / u / b / f / e / l / h / sh / r / j / v / y / w / Sound out / m / a / p / map. Child to make / m / a / p / map <i>Resources – words –</i> - red/ run/ rat/ jog/ jet/ jam/ vet/ yap/ yes/ yum/ web/ win/ wish/ wet/ sock/ jug/ key/ well/ ship/ shop/ fish/ rag/ rip/ job/ van/ yak/ yet/ wig/ yosh/ vib/ hesh/ shib/ rof/ ren/ losh/ stosh/ rin/ rog/ jop/ jof/ vop/ vaf/ yup/ yuf/ wom/ wib/
<b>Friday</b>	Say the words for your child to make Map, sat, pin, got, mit, mop, Child will listen, say the sounds in order and make the word <i>Resources – words, individual letters</i>
	<b>Websites to support phonics learning</b> <a href="https://www.verywellfamily.com/best-free-educational-websites-for-kids-3129084">https://www.verywellfamily.com/best-free-educational-websites-for-kids-3129084</a> - Sesame Street - letters - <a href="https://www.sesamestreet.org/games">https://www.sesamestreet.org/games</a> - Starfall- sounds - <a href="https://www.starfall.com/h/">https://www.starfall.com/h/</a> - Phonicsplay - <a href="https://www.phonicsplay.co.uk">https://www.phonicsplay.co.uk</a> <a href="https://www.topmarks.co.uk/">https://www.topmarks.co.uk/</a> - games for sounds <a href="https://www.ictgames.com/">https://www.ictgames.com/</a> - games for literacy
<b>Writing</b>	
<b>Monday</b>	<b>Teach Handwriting</b>  Do 5 exercises daily - <a href="https://teachhandwriting.co.uk/handwriting-warm-up-exercises.html">https://teachhandwriting.co.uk/handwriting-warm-up-exercises.html</a> Please practice your child's full name so that all the letters are formed correctly. Please use the RWI (alphabet) sheet provided in your home learning pack. Say the letter formation as you write the letter eg. "round the apple and down the leaf" when writing the letter /a/. Say the letter and sound of the letters in your child's name. Form the letter correctly. <i>Resources – RWI letter formation sheet, child's name card</i>
<b>Tuesday</b>	Say a letter and sound. Child to form the letter correctly. Practice writing all the letters of the alphabet. Say the letter name and sound. <i>Resources – RWI letter formation sheet</i>
<b>Wednesday</b>	Use the words from spelling for your child to write. Say the word eg. map, show on your fingers the sounds /m/a/p/, say word again - map <i>Resources – words to write – map, tin etc</i>
<b>Thursday</b>	Using the drawing of your weather picture that you have created and described, look at the CIP words and write on your picture to describe it – sun, yellow, hot <i>Resources – CIP words to write the words to describe their weather</i>
<b>Friday</b>	Write sentences to describe your weather picture "my favourite weather is the sun" " I like it because it is hot" " It makes me feel happy" <i>Resources – CIP words to support ideas</i>
	<b>Websites to support writing</b> <a href="https://www.abcya.com/grades/prek">https://www.abcya.com/grades/prek</a> <a href="http://www.funbrainjr.com/search_games.html">http://www.funbrainjr.com/search_games.html</a>

<b>Reading</b>	
<b>Monday</b>	<p>Please continue reading the ORT books that have been sent home. Please share your child's reading book. Please talk about the pictures and what is happening in the story. <i>Resources – reading books</i></p>
<b>Tuesday</b>	<p>Please listen, share and ask questions about the reading books sent home. Talk about who is in the story? What is happening? What do they think will happen next? Look at the initial letters and read the text in the book <i>Resources – reading books</i></p>
<b>Wednesday</b>	<p>Bugclub - Please log in and read the books that have been selected for your child at their level of learning - Username and Password given <i>Resources – <a href="https://www.activelearnprimary.co.uk/login?c=0">https://www.activelearnprimary.co.uk/login?c=0</a></i></p>
<b>Thursday</b>	<p>Register and access free books - <a href="https://home.oxfordowl.co.uk/reading/reading-schemes-oxford-levels/read-write-inc-phonics-guide/">https://home.oxfordowl.co.uk/reading/reading-schemes-oxford-levels/read-write-inc-phonics-guide/</a> - parents to use for home learning <i>Resources – <a href="https://www.oxfordowl.co.uk/">https://www.oxfordowl.co.uk/</a></i></p>
<b>Friday</b>	<p>Myon free books. Please log in and look at the books available. Share the books Listen to the tricky word song <a href="https://www.youtube.com/watch?v=TvMyssfAUx0">https://www.youtube.com/watch?v=TvMyssfAUx0</a> – tricky word song <i>Resources – <a href="http://www.myon.co.uk">www.myon.co.uk</a>, and websites</i></p>
<b>Maths</b>	
<b>Monday</b>	<p>When you are walking around your house and garden COUNT the things you see How many birds can you see in your garden? How many trees can you see in people's gardens? Draw what you can see – "I can see 4 birds and 5 trees" Add the items together – "I have 9 altogether" <i>Resources – counting objects in the environment</i></p>
<b>Tuesday</b>	<p>Look at the number line 1-10 and 1-20. Say the numbers in order whilst tracking them. Practice recognising numbers. Show any numeral for your child to say and find on their number line. What is one more than and 1 less than that number found? <i>Resources – Individual numerals and 1-20 number line</i></p>
<b>Wednesday</b>	<p>Order the numbers 1-10. Remove a number and find the missing number. Find 1 more than and 1 less than. Use numbers 1-20 when confident with 1-10 <i>Resources – individual numeral and number lines</i></p>
<b>Thursday</b>	<p>Practice writing numerals to 10 and numerals 1-20 Say a number, child finds on the number line and writes and says the numeral Repeat with other numbers <i>Resources – number lines</i></p>
<b>Friday</b>	<p>Please continue to practically count out amounts of objects. Look at the numerals 1-20 and count out the correct amount of objects. Extend by adding and subtracting numbers up to 10 – I have 10 sweets and give 5 to my mum, I have 5 left. <i>Resources – Number lines, individual numerals, objects</i></p>

<p><b>Websites to support maths learning</b>  <a href="https://www.verywellfamily.com/best-free-educational-websites-for-kids-3129084">https://www.verywellfamily.com/best-free-educational-websites-for-kids-3129084</a>  - Jack Hartman count to 100 -  - PBS Kids - counting songs - <a href="https://pbskids.org/">https://pbskids.org/</a>  <a href="https://www.starfall.com/">https://www.starfall.com/</a> - counting  - CoolMath - all maths concepts  <a href="https://www.topmarks.co.uk/">https://www.topmarks.co.uk/</a> - games for maths  <a href="https://www.ictgames.com/">https://www.ictgames.com/</a> - games for maths  <a href="https://www.abcya.com/grades/prek">https://www.abcya.com/grades/prek</a> - maths games  <a href="http://www.funbrainjr.com/searchgames.html">http://www.funbrainjr.com/searchgames.html</a></p>	
<b>Curriculum</b>	
<b>Music</b>	<p>The music service have added lessons online. Go to <a href="https://www.GMmusiconline.co.uk/yumu">https://www.GMmusiconline.co.uk/yumu</a>  Enter your username and password in the boxes on the screen.  Your username is: p1351527 Your password is: symphony  Click on the different tabs to listen to the songs that your children take part in</p>
<b>Topic</b>	<p>This half term the children will be learning about 'different weather conditions. TALK about as many different weather conditions that you know.  Share the story book – Maisy's wonderful weather book  <a href="https://www.bing.com/videos/search?q=maisy%27s+wonderfull+weather+book&amp;&amp;view=detail&amp;mid=CE168EB9C031EC10115BCE168EB9C031EC10115B&amp;&amp;FORM=VRDGAR&amp;ru=%2Fvideos%2Fsearch%3Fq%3Dmaisy%2527s%2Bwonderful%2Bweather%2Bbook%26FORM%3DHDRSC4">https://www.bing.com/videos/search?q=maisy%27s+wonderfull+weather+book&amp;&amp;view=detail&amp;mid=CE168EB9C031EC10115BCE168EB9C031EC10115B&amp;&amp;FORM=VRDGAR&amp;ru=%2Fvideos%2Fsearch%3Fq%3Dmaisy%2527s%2Bwonderful%2Bweather%2Bbook%26FORM%3DHDRSC4</a>  DRAW a picture of what weather you would like if you could control the weather.</p>
<b>Topic</b>	<p>The children will look at pictures, videos, books and stories about different weather conditions. Please research these with your child.  Please draw what you found out.</p>
<b>On-going project-</b>	<p>The children will be talking about what type of weather conditions there are.  The on-going topic this half term will be to create a collage of themselves in their dream weather.  What would you need to use in your favourite weather?  How would you feel?</p>
<b>Sensory</b>	
<b>Playdough</b>	<p>Follow the guidance on Dough disco - <a href="https://www.youtube.com/watch?v=3K-CQrjI0uY">https://www.youtube.com/watch?v=3K-CQrjI0uY</a></p>
<b>Meditation / Yoga</b>	
<b>Peaceout</b>	<p>Follow the peaceout video - <a href="https://www.youtube.com/watch?v=2TFuFd4iFOY">https://www.youtube.com/watch?v=2TFuFd4iFOY</a></p>
<b>Yogabugs</b>	<p>Follow the link - <a href="https://vimeo.com/showcase/7488612">https://vimeo.com/showcase/7488612</a>  Password: schoolbugs321*  For a yoga session</p>

**Don't forget-**

We love seeing your home learning. You can always take a photo and email to school or tweet us! We are looking forward to seeing what you have been up to.

IF YOU TAKE A PHOTO or make a video of your child learning, please send to [info@greenhill.theharmonytrust.org](mailto:info@greenhill.theharmonytrust.org)