




Home Learning Base 1 - WB: 7th December 2020

Home Learning		Completed by...
ENGLISH Speaking & Listening		
MONDAY	<p>This half term we are learning about nursery rhymes. Our new nursery rhyme this week is 'Incy Wincy Spider.'</p> <p>You can share the nursery rhyme at home with you child together, here are the words to the rhyme...</p> <div style="text-align: center;">  </div>	07/12/20
TUESDAY	<p>When you sing the rhyme TODAY, try leaving out the last word from each line e.g. 'So she called for the ____' and pause allowing your child to say the missing word or vocalise.</p>	02/12/20
ENGLISH Reading/ Phonics		
MONDAY	<p>WATCH the song 'Incy Wincy Spider' online using the following internet link...</p> <p>https://www.bing.com/videos/search?q=incy+wincy+spider+lyrics&&view=detail&mid=3F4169855A50F870D83E&&FORM=VRDGAR&ru=%2Fvideos%2Fsearch%3Fq%3Dincy%2Bwincy%2Bspider%2Blyrics%26FORM%3DHDRSC4</p>	07/12/20
TUESDAY	<p>SING the song together TODAY whilst watching the link from yesterday.</p>	08/12/20
ENGLISH Writing/Making marks		
MONDAY	<p>Practise drawing a spider with your child from the rhyme. You could practise doing this in messy play at the table or on the floor using paint, oats or cornflour.</p> <div style="text-align: center;">  </div>	07/12/20
TUESDAY	<p>Practise drawing the sun with your child from the rhyme. You could practise doing this in messy play at the table or on the floor using paint, oats or cornflour.</p> <div style="text-align: center;">  </div>	08/12/20

Maths- Numbers

**MONDAY &
TUESDAY**

Count the number of spiders legs together (see Peg Leg Spider activity attached separately) ... 1, 2, 3, 4, 5, 6, 7, 8. You will need 8 clothes pegs for this activity or alternatively you could use straws.



08/12/20

Topic:

MONDAY

Why not have a go at making a playdough spider? You could use straws cut up or pipe cleaners for the legs and add googly eyes to the body.



08/12/20

Use the following link for a super easy playdough recipe you can use at home.

<https://www.bbcgoodfood.com/howto/guide/playdough-recipe>

Music:

TUESDAY

Log in to <https://www.gmmusiconline.co.uk/yumu/login>
Enter your username which is p1351527
and password which is symphony to access our CURRENT WEEKLY lesson songs. Click the ASSIGNMENTS box and then the first tab and start with the Hello song and then move onto 'Wake up' followed by the other songs using the musical instrument that you made last week and ending with the 'Goodbye song'.
If you didn't have a go at making an instrument last week why not try it this week? Please see the separate link for this week's home learning called 'Homemade Musical Instruments How to Guide.'



08/12/20

Don't forget- we love seeing your home learning.

Please take a photo and email to school info@greenhill.theharmonytrust.org or tweet us!

We are really looking forward to seeing what you have been learning at home.

Miss Kelly and team 😊