





Home Learning- Reception - WB: 19.09.22

<u>English</u>		<u>Completed by...</u>
<u>Phonics:</u>	<p>The children have brought home some letter formation sheets for the new sounds that we have learnt this week in phonics. Encourage the children to say the formation rhyme as they are writing the letters so they form them correctly.</p> <div style="display: flex; justify-content: space-around; align-items: flex-start;"> <div style="border: 1px solid purple; padding: 5px; text-align: center;">  <p>Down the iguana's body, then draw a dot (on the leaf) at the top.</p> </div> <div style="border: 1px solid purple; padding: 5px; text-align: center;">  <p>Down the stick, up and over the net.</p> </div> <div style="border: 1px solid purple; padding: 5px; text-align: center;">  <p>Down, up and over the mouse's ears, then add a flick on the nose.</p> </div> <div style="border: 1px solid purple; padding: 5px; text-align: center;">  <p>Round the duck's body, up to its head and down to its feet.</p> </div> </div>	
<u>Reading:</u>	<p>This week the children have brought home a new Little Wandle Phase 1 book. Please sit with your child and look at the pictures on each page. There is a prompt sheet on the inside cover to help. Your child has also brought home a book to share as a family. Please take some pictures and share them on seesaw!</p>	
<u>Writing:</u>	<p>Please work with your child to write their name independently. Whilst your child is writing their name please encourage them to use the correct pencil grip and form their letters correctly. Send us a picture of your child's name on seesaw. We would prefer them to write their name on a piece of paper rather than on the screen.</p>	
<u>Curriculum</u>		
<u>On-going project</u>	<p>Next week we are going to be looking at maps in our topic learning. We would love it if you could complete a map with your child of the things that they see on their route to school. The children could draw the map starting with a drawing of their house and then finishing with the school.</p> <p><i>IF YOU HAVE ALREADY COMPLETED THIS ACTIVITY YOU DO NOT NEED TO DO IT AGAIN.</i></p>	

Home learning to be completed at any time throughout the week. All activities are set on seesaw, once they are completed we would like you to send it back to us on seesaw. If you have any questions you can send us a message through the inbox. Thanks, the Reception Team

If you are new to Greenhill Academy and need a Seesaw login then please speak to your child's teacher.