

Reception Isolation Home Learning – Week beginning 19th October 2020

<u>English</u>		<u>Time to spend on activity</u>
Phonics:	<p>Before you start: This is a video from YouTube with a demonstration of each sound and how we want the children to say them. https://www.youtube.com/watch?v=DIpcahxNSU4</p> <p>How to start each session: https://www.youtube.com/watch?v=74klrFdOaPw Listen to the jolly phonics song, encourage the children to sing along and do the actions for each letter.</p> <p>Tuesday: Phonics: new sound of the day: 's' Introduce the sound and think of any words that begin with the letter sound e.g. sun. Practise oral blending of words by showing objects/pictures e.g. s-u-n. Sort between those that start with the s sound and those which don't. Draw s in a variety of sizes on paper, the back of your hand and air writing.</p> <p>Wednesday: Phonics: Recall s using flashcards. Play I Spy with s objects. new sound of the day: 'a' Introduce the sound and think of any words that begin with the letter sound e.g. ant. Teach the children the high frequency words a, at, as Practise oral blending of words by showing objects/pictures e.g. a-n-t is ant. Sort between those which start with a and s and distinguish between the two.</p> <p>Thursday: Phonics: Recall s and a using flashcards. Say words starting with a or s phoneme and ask children to show the right letter. new sound of the day: 't' Introduce the sound and think of any words that begin with that letter sound e.g. tin. Practise oral blending of words by showing objects/pictures e.g. t-i-n is tin. Sort between those which start with a and t and distinguish between the two.</p> <p>Friday: Phonics: Recall s, a and t using flashcards. Say words starting with s, a or t phoneme and ask children to show the right letter. new sound of the day: 'p' Introduce the sound and think of any words that begin with that letter sound such as pin. Practise oral blending of words by showing objects/pictures e.g. p-i-n is pin. Sort between those which start with p and t and distinguish between the two.</p>	20 Minute s daily
Reading:	<p><i>Remember to read your reading book with a family member at least 3 times throughout the week. Please ensure that you allow the children to hold the book themselves and encourage them to turn the page as this is part of their learning in reception.</i></p> <p><i>Before you even open the book ask the children about what they can see on the front cover. Do they recognise any of the characters? What do they think the story is going to be about? Can they guess the title?</i></p> <p><i>Then on each page ask the children what is happening in the pictures and ask them to predict what is going to happen next.</i></p>	15 minute s daily

Reception Isolation Home Learning – Week beginning 19th October 2020

With the words the children cannot read them yet but they might be able to recognise some of the sounds they have already learnt about in phonics. If you tell them the words, get them to repeat them and see if they can recognise any repeating words.

They may also recognise the high frequency words that they have been taught in phonics this week (a, at and as)

Then after finishing the story try re-telling the story to check if your child has understood what has happened in the story and see if they can remember any characters.

Questions to ask when reading at home

- **What is the story about?**
- **What did the character just do? Why?**
- **What do you think will happen next?**
- **Who is your favourite character? Why?**
- **What is your favourite part of the story? Why?**

Inside the front cover of your child's Oxford Reading Tree book there is a prompt page with guidance and questions relating to that particular book and each page.

Here are some links to some other books on your child's stage from YouTube

Six in a bed

<https://www.youtube.com/watch?v=q7m7H6E1Ay8&list=PLYzbpQvDeMyh8jwe8pcuPrNrQYmHIV4bj>

A good trick

<https://www.youtube.com/watch?v=akPlcbPLKTE&list=PLYzbpQvDeMyh8jwe8pcuPrNrQYmHIV4bj&index=2>

Fun at the beach

<https://www.youtube.com/watch?v=mvT8pEsE2L8&list=PLYzbpQvDeMyh8jwe8pcuPrNrQYmHIV4bj&index=3>

It is also important that your child reads other stories and not just the Oxford Reading Tree books, in reception our class author is Julia Donaldson and we have lots of her books in our classroom that we read daily. If you have any books at home then please share these with your children.

The Julia Donaldson books are currently on the BBC iPlayer, here is a link!

<https://www.bbc.co.uk/iplayer/group/p06vkmht>

Writing:

This week in Literacy we are continuing our learning into homes as part of our topic 'Being me in my world'

Tuesday:

Learning Objective: To match pictures and words

In your learning pack there is a page with lots of pictures of items from a house and the words, get the children to cut out the words (if you do not have appropriate scissors then you can cut them out for them) and then match the words to the pictures. As you can see on the sheet the initial sound is red because this is going to help the children to match it to a picture. For example when looking for the word door ask the children what the first sound is they can hear in **d**oor and once they recognise it is **d** can they find a word beginning with this sound.

Wednesday:

Learning Objective: To label a house

In your learning pack there will be a picture of a house, please get your children to label it. They can use the sound mat provided, ask them what sounds they can hear in the words that they want to write. Remember that they are learning how to write words phonetically so it won't be written how we would write it for example house might be written as hows as these are the only sounds they can hear.

Thursday:

Learning objective: To talk about a picture

30
minute
s daily

Reception Isolation Home Learning – Week beginning 19th October 2020

In your learning pack there is a copy of the page from 'You Choose' that we will be using for today's learning. Sit down together and look at the page of the book. Talk to the children about which house they would choose and check if there are any houses that they are unsure of what they are e.g. the igloo.

Friday:

Learning objective: To draw and label a picture


Remember yesterday's learning about the page of the book from 'You Choose'. Get the children to draw their perfect house and then label the different features. When labelling ask the children which sounds they can hear in the words that they want to write, even if this is only the initial sound in the word this is ok.

Remember this is their perfect house so they can be creative and have anything they want.

Handwriting

This week we are writing the letters we have learnt about in phonics 's' 'a' 't' and 'p'. Use the handwriting sheets provided and take your time practicing the letter formation. Use the rhymes below to help your child to form the letters correctly.

Whilst your child is writing please encourage them to use the correct pencil grip.



15
minute
s every
other
day.

Reception Isolation Home Learning – Week beginning 19th October 2020

Maths:

Maths

This week in maths we will be learning about numbers 1,2 and 3. If you follow the link there are videos of what we would be doing in class.

<https://whiterosemaths.com/homelearning/early-years/its-me-1-2-3-week-2/>

30
minute
s daily

How to start sessions:

- **Practice counting forwards to 20 and then backwards.**
- Now using your fingers do simple number sentences

$$1+1=2$$

$$2+2=4$$

$$3+3=6$$

When completing these number sentences make sure you show each part of the number sentence on your fingers and then bring them together so the children can see you add them together. For example 1 finger on one hand and then one finger on the other hand and then bring them together to show $1+1=2$.

Tuesday- Week 2 Session 1

Learning objective: To sort and compare objects to 3.

Watch the video Week 2 session 1

<https://whiterosemaths.com/homelearning/early-years/its-me-1-2-3-week-2/>

What objects can you spot?

Can you sort them into the correct box?



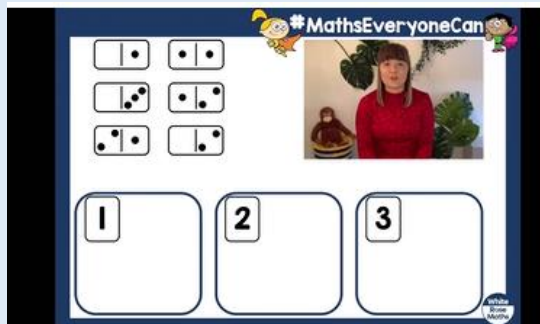
Look at the number of objects that the crab and turtle have on their cards. Who has more?

Wednesday- Week 2 Session 2

Learning objective: To match a number and a quantity to 3.

Watch the video

<https://whiterosemaths.com/homelearning/early-years/its-me-1-2-3-week-2/>






Can you sort the dominoes into the correct box?

Now play snap as the teacher showed us in the video using the sheet in your learning pack. Cut up the cards and then show your child a numeral and get them to hit the picture showing that number of children in the boat. If you don't have a fly swatter then you can use a wooden spoon or spatula.

Reception Isolation Home Learning – Week beginning 19th October 2020

Why not play your own snap game.
If you don't have your own cards, cut out and use the cards below.

		
1	2	3

Thursday- Week 2 Session 3


Learning objective: To match a numeral and quantity to 3.

Watch the video Week 2 session 3

<https://whiterosemaths.com/homelearning/early-years/its-me-1-2-3-week-2/>



Look at the domino, can you hold that many fingers up?



Look at the cards shown on the screen, do they match?

Friday- Week 2 Session 4

Learning Objective: To match a numeral and a quantity to 3.



Watch the video and count out how many objects are inside the bucket.

Reception Isolation Home Learning – Week beginning 19th October 2020

Gather three buckets or containers and some objects to put inside.

Put a numeral card on each bucket.

Now fill each bucket with the correct number of objects.



How many will there be in each bucket if you add one more?

What about if you take one out to find one less?

Complete the above activity that is in your home learning pack.

Number blocks series 1 on BBC iplayer is linked to our current learning, here is a link!

<https://www.bbc.co.uk/iplayer/episode/b08bzzns/numberblocks-series-1-one>

Curriculum

Topic- People and Communities

Your child's topic homework is on purple mash this week. We would like to find out more about your child as part of my topic 'Being Me in My World'

The following activities are set on purple mash-

2do: Rooms- how many rooms are there in your house?



2do: House- draw a picture of what your house looks like.



2do: House outline- how many people live in your house?



Each
Afternoon

Don't forget- we love seeing your home learning. You can always take a photo and email to school or tweet us! We are looking forward to seeing what you have been up to. If you have any issue please contact school and we can get you some help.

Miss Bradshaw and Miss Seddon