





Home Learning Year 4- WB: 13th July 2020

Including Summer Homework for Year 5

<u>English</u>		<u>How long to spend</u>
<p><u>Spelling:</u></p>	<p>Spelling: work through the list of words on the provided sheet. This weeks focus is on the suffixes ‘-cian, -sion, -ssion and – tion’. Remember that a suffix goes after a root word. If the root word ends in an ‘e’, this is removed before the suffix is added.</p> <p>Work through the second list of words with the suffix ‘ous’, meaning ‘full of’. Usually adding ‘ous’ changes the noun into an adjective, as in danger to dangerous.</p> <p>Words ending in ‘y’: delete the ‘y’ and add ‘ious’. (glory/glorious)</p> <p>Words ending in ‘ge’: do not drop the ‘e’ (courage/courageous)</p> <p>Working ending in ‘ce’: drop the ‘e’ and add ‘ious’ (space/spacious)</p> <p>Words ending in ‘our’: change to ‘or’ and add ‘ous’ (humour/humourous)</p> <p>Use a dictionary to check that you know what each of the words mean.</p> <p>Practise spelling these words each day using some of the given strategies.</p>	<p><i>10 minutes a day</i></p>
<p><u>Reading:</u> Beowulf poem – Part 1</p> 	<p><i>Text of the week: Beowulf Part 1 By YV Clough</i></p> <p>Task 1 – Read Part 1 of Beowulf and answer the questions about the</p> <p>Task 2 – Choose 3 stanzas from the poem to poem. Try to follow the following steps:</p> <ul style="list-style-type: none"> • Memorize verses from a poem • Say the verses from memory • Use expression appropriate to the poem <p>Task 3 – Complete the role on the wall. Using the poem, think about how Beowulf is described. Write words to describe his physical appearance around the outside of the character and write words that describe his personality inside the character.</p>	<p><i>20 minutes a day</i></p>
<p><u>Writing:</u></p>	<p>Complete the following Activities – The writing activities can be done over a few days if needed.</p> <p>Task 1 – Can you write a description about Beowulf. Think carefully about your use of adjectives, metaphors and similes to make your description interesting.</p> <p>Task 2 – To write a narrative. After you have read Beowulf Part 1, think about what other information and descriptions that you could include in order to turn the poem into a narrative. Think about the different parts of a story (Setting the scene, build up, problem, resolution, ending). Try to include the following features:</p> <ul style="list-style-type: none"> • Write coherently • Write in paragraphs • Use sequencing openers • Use conjunctions for time • Use prepositions for place • Use adventurous vocabulary <p>Task 3 – Write a newspaper report. Imagine that you are reporting on the events in Part 1 of Beowulf. Remember to include the following features.</p> <p>Headline</p> <ul style="list-style-type: none"> • Lead sentence- Precise details about time and place 	<p><i>20 minutes a day</i></p>

	<ul style="list-style-type: none"> • Dramatic language • Short paragraphs • Past tense • 3rd person <p>Task 4 - Write a play script for the poem. Remember to include the following features:</p> <ul style="list-style-type: none"> • Title • Scene/act no. • Character list • Name in margin • Stage direction • Scene setting 	
<p>Handwriting:</p>	<p>Please continue to practise your handwriting every day. Use tips on our website to help you.</p> <p>Practice the spellings with the ‘-sion, -ssion, -tion, -cian, ous’ suffixes from your spellings. You can use the sheets provided or you can practise on your own paper if you prefer.</p>	<p>10 minutes a day</p>
Maths:		
<p>Mental maths:</p>	<p>Daily Fluent in Five for given numbers. + 10, -10, x 10, x 100, ÷ 10, ÷ 100, Double it, Half it. Complete one fluent in 5 grid each day.</p> <p>Challenge: Can you multiply your numbers by 4 and 9?</p>	<p>5 minutes a day</p>
<p>4 rules practice:</p> 	<p>Count/write in multiples of 6, 7 and 9.</p> <ol style="list-style-type: none"> 1) To count/write the first ten multiples of 6, 7 and 9 (forwards). 2) To count/write the multiplies of 6, 7 and 9 backwards. 3) Practise multiplication tables on TT Rockstars of play multiplication bingo with a family member. <p>Please complete the above tasks with your child.</p> <p>Extension – Roll a dice 4 times to create a 4 digit number. Multiply and divide the number by 10, 100 and 1000.</p>	<p>10 minutes a day</p>
<p>Specific area of learning: Fractions and decimals</p>	<p>Complete the fraction and decimal activities</p> <ul style="list-style-type: none"> - Fractions - Fractions reasoning problems - Fractions and decimals - Dividing by 10,100 and 100 & Rounding - Decimals Reasoning problems <p>Complete the summer maths activities</p> <ul style="list-style-type: none"> - Colour by numbers with multiplication and division - At the Beach Café - Holiday Time - Summer Holiday Code Breaker - Coordinates mystery picture 	<p>20 minutes a day</p>
Curriculum		
<p>RE:</p> 	<p>Read the information about Hindusim.</p> <p>Task 1 – Choose 2 of the Hindu gods. Draw a picture of the gods and write a short paragraph to explain who they are and their importance.</p> <p>Task 2 – Use the key words given to write an explanation about the four main beliefs.</p>	<p><u>Two afternoons</u></p>

	Extension – Research other facts about Hinduism and create a poster, model or PowerPoint presentation to show what you have found out.	
Art: 	Read the information on Illuminated letters. Task 1 – Research illuminated letters and design in pencil an illuminated letter. You can use inspiration from things that you like e.g. flowers, animals, plants, trees, etc. Task 2: Produce a second illuminated letter and use pencil crayons, felt tips or paints to colour your letter design.	<u>Two Afternoons</u>
Topic	Decode the Gods and Goddesses Names that are written In Runes. Challenge – Research one of the Gods or Goddesses and create a presentation. Maybe you could present it to your family. Complete the Viking Rune Writer activity. Can you write a secret message to your friend or family member?	<u>Two Afternoons</u>

Don't forget- we love seeing your home learning. You can always take a photo and email to school or tweet us! We are looking forward to seeing what you have been up to.

Turn to the next page for your exciting Year 5 Summer Project

Year 5 Home Learning

Summer 2020



The Tudors

Who was in charge? What did they eat? What were Tudor houses like? What did they wear? What were Tudor schools like? What did they do in their spare time? Etc.



Choose any aspect of Tudor life that you find interesting to research.



Presenting your learning.



Here are some ideas:

Make a model

Draw a picture


Design a poster

Create a fact sheet

Make a book



Be creative and amaze your teachers with your fabulous home learning!



Some useful websites:

<http://www.primaryhomeworkhelp.co.uk/Tudors.html>

<https://www.bbc.co.uk/teach/school-radio/history-the-tudors/dkg/hbk>

<https://www.dktfindout.com/uk/history/tudors/>