

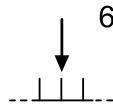


Home



learning

for




6th



July



Communication



Following instructions



Put



teddy



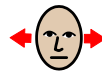
in



the



box



If

not

a



teddy,



any



Put



teddy




on



the



box



toy



will

be



fine.



Put



teddy



under



the



box



Put



teddy

infront of the



box



Put



teddy

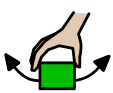
behind the



box



Reading



Use



the picture



comprehension




sheet.



Practice




reading



your



reading



book.



## Writing



+



Watch the video and write about 'A day at the farm'



What did the farmer do first?



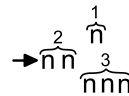
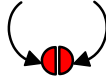
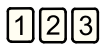
What animals did he see?



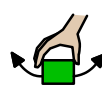
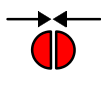

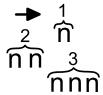
What jobs does farmer need to do?



## Maths




Use the number cards to make a 2 digit number and a



1 digit number. Add them together. Use objects to help.














Go on a shape hunt around the house.















What shapes can you find?












# Sensory

 Take  the plastic  toys  outside  and  let  the child  wash  them  with  bowls of





 water,  soap,  sponges,  brushes,  cloths,  towels.  Talk about  what  they  are doing.













 Homemade  made  musical instruments













 Pans  with  wooden spoons









 Plastic bottles  filled  with  rice  or  lentils

 Can  they  copy  your  rhythm?

 Cornflour  slime-  following  instructions

 Mix  together  cornflour  and  water  until  you  have  a  slime  consistency.  If

 you  punch  the slime  it instantly  turns  solid,  but  when  you  scoop  some  up

 and  hold  it, it  will  turn  back  into  a liquid.