

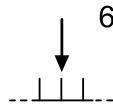


Home



learning

for



6th



July



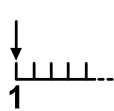
Communication



Practice



signing



first




words



with

the



See




and



Learn



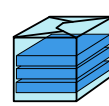
cards.



(see



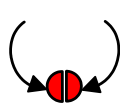
sensory



pack)



Practice



making



animal



noises.



'What

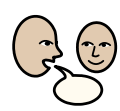


does

the



cat



say?"



Reading



Use



the picture



comprehension



sheet.



Where is the



cat?



Where is the



ball?



What



colour is it?



What is the



dog?



Where is the



postman?




Writing



Practice



writing



patterns



in



flour,

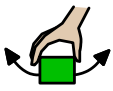


soil

or



sand.



Use



the picture



cards

to



create

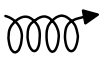
a



sentence.



Maths



Roll

the



dice.



Can



you



find

the



same

number?

123



Using

a



selection

of



different

sized



toys,



show

the



child

2

two.



Which one

is



big?



Which one


is



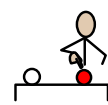
small?



Show



them,

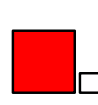


this

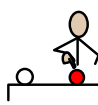


one

is



big.,

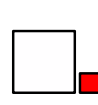


this



one

is



small.



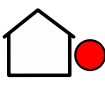
### Sensory



Take



the plastic toys



and



let



the child



wash



them



with



bowls



of water,



soap,



sponges,



brushes,



cloths,



towels.



Homemade



made



musical instruments



Pans



with



wooden spoons



Plastic bottles



filled



with



rice



or



lentils



Cornflour



slime



Mix



together



cornflour



and



water



until



you



have



a slime consistency.



If you



punch



the slime



it



instantly



turns



solid,



but when



you



scoop



some



up



and



hold it, it



will



turn



back



into



a liquid.