




Home Learning Year 4- WB: 6th July 2020

English		How long to spend
Spelling:	<p>Spelling: work through the list of words on the provided sheet. This weeks focus is on the prefixes 'un', dis-, in-, re-, sub-, inter-, super-, anti-, auto-'. Remember that a prefix goes before a root word. Prefixes can change the meaning of words.</p> <p>Use the list of root words and the given prefixes to create new words. Use a dictionary to check that you have chosen the correct prefix and you know the meaning of each word.</p> <p>Practise spelling these words each day using some of the given strategies.</p>	<i>10 minutes a day</i>
Reading:	<div style="display: flex; align-items: center;">  <div style="margin-left: 10px;"> <p><i>Book of the week: Arthur and the Golden Rope By Joe Todd Stanton</i></p> <p>Read aloud on You Tube - https://www.youtube.com/watch?v=RvK38YJSa2s</p> <p>Task 1 – Before reading Look at the front cover and read the blurb. Write down what predict the story will be about and why you think that. Read the story. Revisit your prediction. Were you correct or incorrect? What actually happened?</p> <p>Task 2 – Dice game to find the features including nouns, verbs, preposition, similes, adjectives and adverbs.</p> <p>Task 3 – Summarise the text using the summarising pyramid.</p> </div> </div>	<i>20 minutes a day</i>
Writing:	<div style="display: flex; align-items: center;">  <div style="margin-left: 10px;"> <p>Complete the following Activities – The writing activities can be done over a few days if needed.</p> <p>Task 1 – Write a setting description Try to include the following features:</p> <ul style="list-style-type: none"> • Adjectives • Expanded noun phrases • Fronted adverbials • Prepositional phrases • Similes • Metaphors <p>Task 2 – Write a letter to Professor Brownstone and persuade him to let you visit. Remember to think about the following things:</p> <ul style="list-style-type: none"> • Why you are writing • Why you deserve to visit him • What you hope to see and what you hope to find out from the professor. • Formal tone. • Conjunctions <p>Please see the 'Writing Checklist for Year 4 Children' on the website.</p> </div> </div>	<i>20 minutes a day</i>
Handwriting:	<p>Please continue to practise your handwriting every day. Use tips on our website to help you.</p> <p>Practice the spellings with the 'in-, anti-, auto, ex-, non-' prefixes from your spellings. You can use the sheets provided or you can practise on your own paper if you prefer.</p>	<i>10 minutes a day</i>
Maths:		
Mental maths:	<p>Daily Fluent in Five for given numbers. + 10, -10, x 10, x 100, ÷ 10, ÷ 100, Double it, Half it.</p> <p>Complete one fluent in 5 grid each day.</p>	<i>5 minutes a day</i>

	Challenge: Can you multiply your numbers by 3 and 7?	
4 rules practice: 	Count/write in multiples of 4, 6 and 8. 1) To count/write the first ten multiples of 4, 6 and 8 (forwards). 2) To count/write the multiples of 4, 6 and 8 backwards. 3) Practise multiplication tables on TT Rockstars or play multiplication bingo with a family member. Please complete the above tasks with your child. Extension – Roll a dice 4 times to create a 4 digit number. Multiply and divide the number by 10, 100 and 1000.	10 minutes a day
Specific area of learning: Number and place value	Complete the number and place value activities <ul style="list-style-type: none"> - Counting on in 1000s - Counting in 6, 7 and 9s - Negative numbers - Negative numbers reasoning problems - Ordering numbers 	20 minutes a day
Curriculum		
PSHE:	Task 1 – Daily, work through the different mindfulness activities. Think about how they make you feel. Do they make you feel calmer? More relaxed? Task 2 – Mindful colouring	15 minutes a day
French:	Task 1 – Practise your months of the year using the pronunciation guidance. Task 2 – Play the dice game to practise your pronunciation of the months until you can say them automatically. Task 3: Play the months of the year game using the game board, instructions and help cards.	<u>Two Afternoons</u>

Don't forget- we love seeing your home learning. You can always take a photo and email to school or tweet us! We are looking forward to seeing what you have been up to.