

# Holiday's in the Past

After the May holidays our new History topic will be...


## **The Seaside in the Past.**

As part of your project home learning we would love for you to complete a range of fun activities to get your set for our new term.

### Activities:

1. Research our new vocabulary and see if you can complete our new word challenges on the next page:
2. Use the photographs of the seaside in the past to create a beautiful piece of art.

Research the artist Lowry to help look at paintings he has completed of seaside's in the past. Can you use a similar technique with your artistic skills?



3. Mind map some “I wonder...” questions to think about what we could find out about.

4. If you have access to a computer could you research the seaside near us. Use google maps or an atlas to see if you can locate it. **If you don't have a discussion with your family.**

Try using these words in your search: Blackpool, St Annes, beach, coast, pier, seaside.

5. Try and use our zig zag book making skills (see the instruction sheet on the next page to remind ourselves) to make your own fact book about seaside's now and seaside's in the past.

Think about answering these questions in your information text:

If you went to the seaside what would you do?

What would you wear?

Who would you go with?

How would you get there?

What might you eat whilst you are there?


6. Create your own Punch and Judy show using a comic strip. If you aren't sure watch these videos to help your understanding:

<http://www.punchandjudyonline.com/punch-and-judy-onscreen/>

# Zigzag Book

## You will need:


- a piece of A4 paper
- pens
- pencils
- crayons
- colouring pencils




Take a sheet of A4 paper and face it landscape on the table. This means the longest sides should be the top and bottom of the paper.




Next, fold the paper in half, bringing the top side to meet the bottom side.



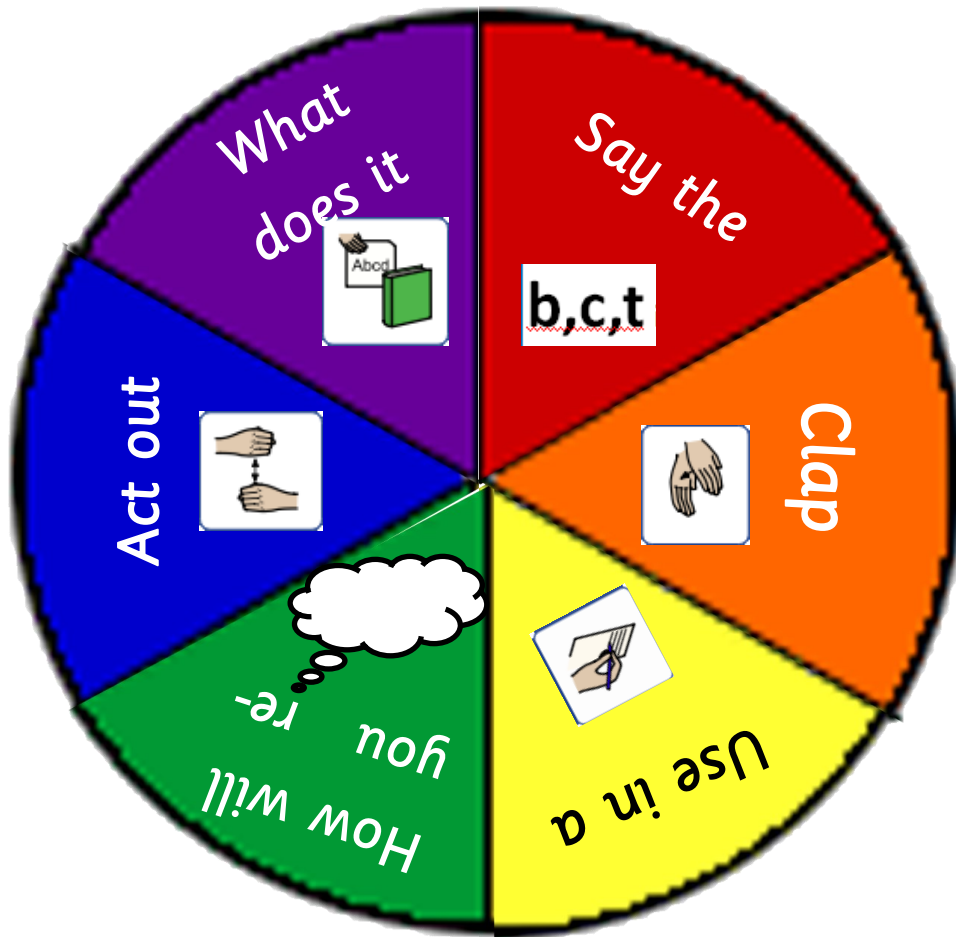
Fold this in half, to bring the two shorter sides together.



Find the halfway point on one side of the folded paper and fold this backwards.



Turn the paper over and do the same again with the other side.



Our new vocabulary:

Coast

Pier

beach

Victorian

steam train

bathing machines

Punch and Judy

boarding houses

LS Lower

# Seaside's in the past



I wonder...

I wonder...

I wonder...

I wonder...

# Seaside's in 2020




I wonder...

I wonder...

I wonder...

I wonder...

Sketch or create a piece of art linking to Seaside's in the past:



Create a comic strip of a Punch and Judy show:

