

Year 1 Remote learning Thursday 6th May 2021

English

Completed
by...

Spelling/Phonics:

Please keep re-capping and practicing the **phase 2 and phase 3** and the taught **phase 4** sounds with your children using the sound mats provided. This week we would love you to log onto Purple Mash and work on the phonic sounds below.



Practice your phonic sounds using the purple mash 2do's set.

This week we will be focusing on the phase 4 consonant clusters 'gl' 'gr', 'pl' and 'pr'

Practice the phonics sounds set on Purple Mash.

Reading:

Remember to read your reading book with a family member at least **3 times throughout** the week. Try re-telling the story to check if your child has understood what has happened in the story and see if they can remember any characters.
This week we would love you to log onto the Oxford owl reading website and **choose a story that you would like to read.**

Write us **a book review using the template** provided on the overview and bring it back into school to share with the rest of the class. Think about :

- **Why you chose that book**
- **What you loved about it and why?**
- **What was your favourite part?**
- **Who is the author?**

My Book Review	
Title:	_____
Author:	_____
Did you like the book? <small>Rate the book by colouring in the stars.</small>	☆☆☆☆☆☆
What was your favourite part?	_____ _____
Draw your favourite scene from the book.	

Use the link below to access the website: <https://www.oxfordowl.co.uk/>



Click on the 'My class Login' button

Then, enter the details below for BOTH Class 3 and Class 4:

My Class name: **class3_GH**

Password: **Greenhill1**

After you have read the book, have a go at the two activities linked to the book at the top of the page.

Writing:

This week in Literacy we have been writing an **alternative re-tell**, where the queen's hat goes to **Glodwick**. We have been looking at all of the different places that the queens' hat might have travelled to all around Glodwick.

Think carefully about the sentences you wrote yesterday in class. How can we **up-level** them and make them even better? What could we include?

- **Adjectives**
- **Adverbs (Floated, bounced, twirled)**
- **Conjunctions (and, but, because, so)**
- **WOW words.**

Activity:

Log in to **purple mash** and open up your 2do. Look carefully at each picture given on your word mat and write a super sentence describing where the queen's hat went. Make sure you up-level your sentence from yesterday adding in extra detail and checking the success criteria.

The screenshot shows a worksheet with the following components:

- Header:** "purple mash 2021" and "LO: To up-level my sentences."
- Locations:** Four small images of different places in Glodwick, each with a "Write in here:" label and a line for writing.
- Word Mat:** A grid of words and icons:
 - First (with a staircase icon)
 - the queens (with a queen icon)
 - Then (with a double arrow icon)
 - blue (with a blue flower icon)
 - Finally (with a pencil icon)
 - hat (with a hat icon)
 - Next (with a curved arrow icon)
 - beautiful (with a sun icon)

Maths:

Maths

Please continue to practise your 2, 5 and 10 times tables. Have a go at listening to the timetables songs below **OR** you can practice them at home - writing out your 2's and your 10's on a piece of paper. Use the videos below to help practise the tables.

<https://www.youtube.com/watch?v=3yf3xqE8wMc> - 2 Times table's song.


<https://www.youtube.com/watch?v=dYaphiY8RIY> - 10 Times table's song.

<https://www.youtube.com/watch?v=2KyDZ7f1RfE> - 5 times table's song.

Please complete the **Purple mash times tables 2 do set**:




In Maths this week we have been recapping our understanding of **money**. Complete the purple mash 2 do's to see if you can help Billy to find the right coins to do his shopping



Curriculum

Science

LO: To identify objects which are magnetic.

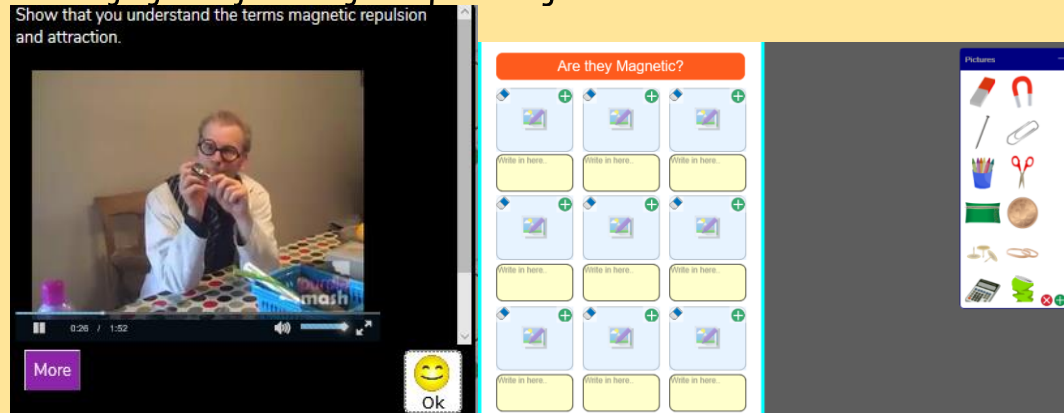


This week in science we have been looking at magnets and exploring which objects are **magnetic** and which are not.

Click on your **purple mash 2 do** and watch the video to remind yourself of which objects attract magnets and which repel them. Click and drag objects from the picture bin on the right hand side, writing underneath each object whether they are **magnetic or not**.

Challenge yourself – Can you explain why?

Show that you understand the terms magnetic repulsion and attraction.



On-going project- History

Our new topic for next half term will be **Great Britain...NOW**. We will be looking at the geography of the country we live in, what countries make up Great Britain and looking at where we are in the world. You can help your child by talking to them about landmarks around Great Britain, places you may have visited as a family or looking at maps together

End of half term




For your topic home learning this half term. We would love for you to produce a super piece of learning to show us what you have found out. This might be **a fact poster all about Great Britain, A creative map showing the different places in Great Britain or even a 3D craft**. Be Imaginative – We can't wait to see what you come up with!

Remote learning – Thursday 6th May 2021

Don't forget- we love seeing your home learning. You can always take a photo and email to school or tweet us! We are looking forward to seeing what you have been up to.

Miss Hobson and Mrs Kausar



My Book Review

Title: _____

Author: _____

Did you like the book?

Rate the book by colouring in the stars.



What was your favourite part?

Draw your favourite scene from the book.

A large, empty rectangular box with a black border, intended for drawing a favourite scene from the book.