







Home Learning Year 3 WB: 19.4.21

<u>English</u>		<u>Completed by...</u>
Spelling:	<p>Your spelling task this week is a recap of spellings from the Spring. </p> <p>Please continue to practise your Common Exception Word Spellings.</p> <p style="text-align: center;">Though, notice, quarter, length, Library, famous, describe, mention, answer, appear</p> <div style="text-align: right;">  </div>	Friday
Reading:	<p>Log into your MYON account daily and read the set texts daily. Once you have read the text 2 or 3 times then do the AR quiz. You can leave your teachers a review once you finish a book to say if you enjoyed it and if you would recommend it to a class mate.</p> <p>https://www.myon.co.uk/login/index.html?logoutReason=10&returnTo=%2Flibrary%2Fsearch.html</p> <p>MyON – Books will be added every week. When you know your book, please do your AR quiz.</p> <p>Read your reading book every night and make a list of any words you are not sure about. You can quiz on your school book on the AR website.</p> <div style="display: flex; flex-direction: column; gap: 10px;">   </div>	Daily
Writing:	<p>Instruction writing</p> <div style="border: 1px solid black; padding: 5px; margin: 10px auto; width: fit-content;"> <p style="font-size: small; margin: 0;">Chocolate Crispy Cakes Recipe</p>  </div> <p>Learning Objective: Write instructions to make crispy cakes.</p> <p>Success Criteria Use the video for help = Year 3 Literacy</p>	Friday
<u>Maths</u>		
Maths	<p>TT Rockstars – who will win the battle? Class 7 or Class 8? Can you get your heat map greener? Just 10 minutes a day can make a big difference.</p> <p>Learning Objective - To add TO or HTO to TO with exchanging</p> <p>Success Criteria -</p> <ul style="list-style-type: none"> *add 2 digit or 3 digit numbers *exchange 10 one's for a 10 or 10 Tens for 100 *you can draw the Hundreds, Tens and Ones to help-pictorial *use column addition 	Friday

	<p>Purple Mash tasks</p> <div style="display: flex; justify-content: space-around;"> <div style="background-color: #4a7ebb; color: white; padding: 10px; border: 1px solid #4a7ebb;">2Do: TO + TO</div> <div style="background-color: #4a7ebb; color: white; padding: 10px; border: 1px solid #4a7ebb;">2Do: HTO + TO Adding HTO + TO 2Quiz activity.</div> </div> <p>Watch the teacher video on Purple Mash which explains both of the activities.</p>	
<u>Curriculum</u>		
<u>Topic</u>	<p>Purple Mash activity. Choose a picture of a volcano and write a description of it.</p> <div style="border: 1px solid #ccc; padding: 10px; width: fit-content; margin: 0 auto;"> <div style="background-color: #333; color: white; padding: 2px 5px; display: flex; justify-content: space-between; align-items: center;"> Volcano Description ✕ </div> <div style="text-align: center; margin: 10px 0;">  </div> <div style="display: flex; justify-content: center; gap: 5px; margin: 5px 0;"> En Ge Li Sc </div> <p style="font-size: small; margin: 5px 0;">Choose a volcano picture and describe it.</p> <div style="display: flex; justify-content: center; gap: 10px;"> Launch Set 2Do </div> </div>	Friday

Home learning to be completed by Friday. Thank you.