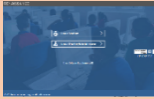







Home Learning Year 4- WB: 26th April 2021

English		Completed by...																
Spelling/Phonics:	<p><i>Spellings -Use the context of the word to find meaning.</i></p> <div style="border: 1px solid black; padding: 5px; margin: 10px auto; width: fit-content;"> <p style="text-align: center; font-size: small;">Learn with an example ▾</p> <p>🔊 What does scoured mean? Use nearby words to help you figure out the meaning.</p> <p>🔊 I scoured the kitchen floor. Now it's clean and shiny.</p> <p>🔊 <input type="text" value="washed"/> <input type="text" value="looked at"/></p> <p style="text-align: center; background-color: #4CAF50; color: white; padding: 2px 10px; border-radius: 5px;">Submit</p> </div> <p>https://uk.ixl.com/ela/year-3/use-context-to-identify-the-meaning-of-a-word</p>	03/05/21																
Reading:	<div style="display: flex; justify-content: space-between; align-items: flex-start;"> <div style="width: 20%;">  </div> <div style="width: 60%;"> <p><i>Remember to read your reading book at home and visit myON and Accelerated Reader to read a range of books and complete quizzes online</i></p> <p>myON/Purplemash</p> <p><i>This week please can you complete the reading task: 'Arne the Viking Boy – Chapter 1' Don't forget to complete the quiz! Read on a selection of books for our</i></p> <div style="text-align: right; background-color: #4a69bd; color: white; padding: 5px; border-radius: 5px; font-weight: bold;"> <small>RENAISSANCE</small> myON </div> </div> <div style="width: 15%; text-align: center;">  </div> </div> <p>Accelerated Reader</p> <p>https://ukhosted13.renlearn.co.uk/6013217/</p>	Ongoing 03/05/21																
Writing:	<p>1. <i>Login to Purplemash and write a playscript for the Dragon's Stew</i></p>	03/05/21																
Maths:																		
Maths	<div style="display: flex; justify-content: space-between; align-items: flex-start;"> <div style="width: 20%;">  </div> <div style="width: 60%;"> <p>Purple mash: Formal multiplication</p> <div style="border: 1px solid black; padding: 10px; margin: 10px auto; width: fit-content; background-color: #6a3d9a; color: white;"> <p style="text-align: center; background-color: #007bff; color: white; padding: 2px 10px; border-radius: 5px;">Multiplication 3 & 4 digit</p> <table border="1" style="margin: 0 auto; text-align: center; border-collapse: collapse;"> <tr><td style="width: 30px; height: 30px;"></td><td style="width: 30px; height: 30px;">6</td><td style="width: 30px; height: 30px;">9</td><td style="width: 30px; height: 30px;">9</td></tr> <tr><td style="width: 30px; height: 30px;">X</td><td style="width: 30px; height: 30px;"></td><td style="width: 30px; height: 30px;"></td><td style="width: 30px; height: 30px;">6</td></tr> <tr><td style="width: 30px; height: 30px;">4</td><td style="width: 30px; height: 30px;">1</td><td style="width: 30px; height: 30px;">9</td><td style="width: 30px; height: 30px;">4</td></tr> <tr><td style="width: 30px; height: 30px;"></td><td style="width: 30px; height: 30px;">5</td><td style="width: 30px; height: 30px;">5</td><td style="width: 30px; height: 30px;"></td></tr> </table> <p style="font-size: x-small; margin-top: 5px;">Carefully look at each formal calculation. Are there any errors? Work systematically to check.</p> <p style="text-align: center; background-color: #4CAF50; color: white; padding: 2px 10px; border-radius: 5px; display: inline-block;">Play ▶</p> </div> </div> <div style="width: 15%; text-align: center;">  </div> </div> <p>TT Rockstars:</p> <p><i>Login to your TT Rockstars account and complete your weekly timetables challenge!</i></p> <p><i>Remember to spend 10 minutes daily on TT rockstars!</i></p> <p>Can you beat your best score and will you be getting closer to the green zone?</p>		6	9	9	X			6	4	1	9	4		5	5		03/05/21 Ongoing
	6	9	9															
X			6															
4	1	9	4															
	5	5																
Curriculum																		

<p>One curriculum area to be selected a week</p> 	<p>Login to Purple Mash and.... Complete the activity the Viking Longships - Use the video to help you.</p> 	<p>5/04/21</p>
<p><u>On-going project-</u></p>	<p><i>Research information about the Vikings. Remember, you can use books from the library or the internet for help. Alternatively, you could create a fantastic piece of art work based on the Vikings</i></p>	<p><u>Ongoing</u></p>

Don't forget- we love seeing your home learning. You can always take a photo and email to school or tweet us! We are looking forward to seeing what you have been up to.