

Remote Learning – Learning Base 2- wk bg –15<sup>th</sup> March 2021 - OVERVIEW

English – Communication (Speaking and listening)

Monday

Pobble Picture-



Answer the questions

*How do you think the lives of the people in the picture are different?*

*What can you tell about a person by looking at the clothes they wear?*

Tuesday

Pobble Picture-



Answer the questions

*Do you think people that lived 100 years ago had better or worse lives than us?*

*Choose one of the characters in the picture, either from the past or the present.*

Wednesday

Pobble Picture-



Answer the questions

*Can you tell their story?*

*Who are they?*





Thursday

Pobble Picture-



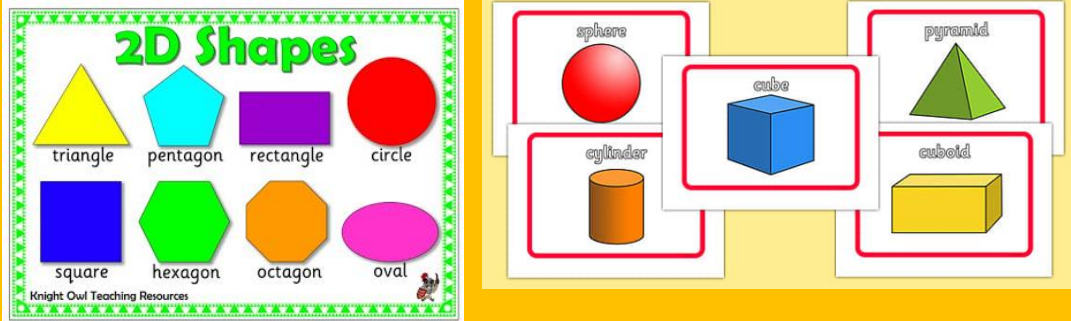
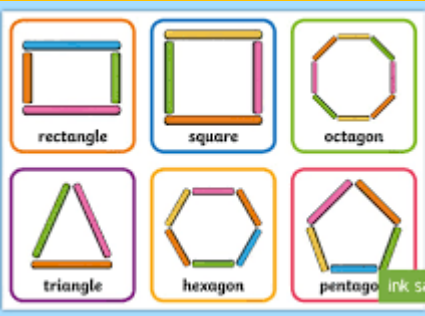
Answer the questions

*Where do they live?*

	<i>How do they live?</i>
<u>Friday</u>	Pobble Picture-  Answer the questions <i>Where are they going?</i> <i>Who are they with?</i>
<u>Writing</u>	
	<b>Teach Handwriting</b>  Do 5 exercises daily - <a href="https://teachhandwriting.co.uk/handwriting-warm-up-exercises.html">https://teachhandwriting.co.uk/handwriting-warm-up-exercises.html</a>
<u>Monday</u>	To mark make with different materials.  flour paint chalk pencils pens
<u>Tuesday</u>	To practice letter formation Use the the RWI cards to help write the letters of the alphabet.
<u>Wednesday</u>	To write your name Use the the RWI cards to help with letter formation.
<u>Thursday</u>	Look at the Pobble picture and write a sentence  I can see a.....
<u>Friday</u>	Write a sentence to describe what you can do.
	<b>Websites to support writing</b> <a href="https://www.abcya.com/grades/prek">https://www.abcya.com/grades/prek</a> <a href="http://www.funbrainjr.com/search_games.html">http://www.funbrainjr.com/search_games.html</a>
<u>Reading</u>	
<u>Monday</u>	Please continue reading the ORT books that have been sent home. Please share your child's reading book. Please talk about the pictures and what is happening in the story.

	<i>Resources – reading books</i>
<b>Tuesday</b>	Please listen, share and ask questions about the reading books sent home. Talk about who is in the story? What is happening? What do they think will happen next? Look at the initial letters and read the text in the book
<b>Wednesday</b>	Bugclub - Please log in and read the books that have been selected for your child at their level of learning - Username and Password given <i>Resources – <a href="https://www.activelearnprimary.co.uk/login?c=0">https://www.activelearnprimary.co.uk/login?c=0</a></i>
<b>Thursday</b>	Register and access free books - <a href="https://home.oxfordowl.co.uk/reading/reading-schemes-oxford-levels/read-write-inc-phonics-guide/">https://home.oxfordowl.co.uk/reading/reading-schemes-oxford-levels/read-write-inc-phonics-guide/</a> - parents to use for home learning <i>Resources - <a href="https://www.oxfordowl.co.uk/">https://www.oxfordowl.co.uk/</a></i>
<b>Friday</b>	Myon free books. Please log in and look at the books available. Share the books Listen to the tricky word song - <a href="https://www.youtube.com/watch?v=TvMyssfAUx0">https://www.youtube.com/watch?v=TvMyssfAUx0</a> <i>Resources – <a href="http://www.myon.co.uk">www.myon.co.uk</a> and websites</i>

### Maths


<b>Monday</b>	To name 2d and 3d shapes. 
<b>Tuesday</b>	To match the 2D shapes <a href="https://www.twinkl.co.uk/resource/2d-shape-aliens-interactive-labelling-activity-tg-84-newlink">https://www.twinkl.co.uk/resource/2d-shape-aliens-interactive-labelling-activity-tg-84-newlink</a>
<b>Wednesday</b>	To different shapes around your house. <i>How many circles can you find?</i> <i>How many squares can you find?</i> <i>How many triangles can you find?</i>
<b>Thursday</b>	To make 2D shapes  Using the lolly sticks from your sensory packs make the different shapes.
<b>Friday</b>	To follow the shape pattern <a href="https://www.topmarks.co.uk/ordering-and-sequencing/shape-patterns">https://www.topmarks.co.uk/ordering-and-sequencing/shape-patterns</a>
	<b>Websites to support maths learning</b> <a href="https://www.verywellfamily.com/best-free-educational-websites-for-kids-3129084">https://www.verywellfamily.com/best-free-educational-websites-for-kids-3129084</a> - Jack Hartman count to 100 -

- PBS Kids - counting songs - <https://pbskids.org/>  
<https://www.starfall.com/> - counting  
 - CoolMath - all maths concepts  
<https://www.topmarks.co.uk/> - games for maths  
<https://www.ictgames.com/> - games for maths  
<https://www.abcya.com/grades/prek> - maths games  
<http://www.funbrainjr.com/searchgames.html>

**Curriculum**

**Music**  
 The music service have added lessons online. Go to  
<https://www.GMmusiconline.co.uk/yumu>  
 Enter your username and password in the boxes on the screen.  
 Your username is: p1351527  
 Your password is: symphony  
 Click on the different tabs to listen to the songs that your children take part in

**Topic**



<https://www.youtube.com/watch?v=K3Cu6XJyww>  
 Watch the story book and describe what is happening  
 Draw what your house looks like

**Topic**



Watch the video of the book <https://www.youtube.com/watch?v=htWF6nrlts>  
 Look at the picture  
*Draw swirls, what could it be?*  
*Does it look like a house? A car? A person? A cake?*

**On-going project-**  
 The children will be talking about different artists

	The on-going topic this half term will be to *create a collage of themselves using as many different materials, textures etc What would you need to use? Describe your art piece
<b><u>Sensory</u></b>	
<b><u>Playdough</u></b>	Follow the guidance on Dough disco - <a href="https://www.youtube.com/watch?v=3K-CQrjI0uY">https://www.youtube.com/watch?v=3K-CQrjI0uY</a>
<b><u>Meditation / Yoga</u></b>	
<b><u>Peaceout</u></b>	Follow the peaceout video - <a href="https://www.youtube.com/watch?v=2TFuFd4iFOY">https://www.youtube.com/watch?v=2TFuFd4iFOY</a>
<b><u>SEESAW</u></b>	
<b><u>Seesaw</u></b>	Please use your log in to access all your learning

**Don't forget-**

We love seeing your home learning.

You can always take a photo and email to school or tweet us!

We are looking forward to seeing what you have been up to.

IF YOU TAKE A PHOTO or make a video of your child learning, please upload it on Seesaw or send to

[info@greenhill.theharmonytrust.org](mailto:info@greenhill.theharmonytrust.org)