

Year 5 Home Learning

WB 01.03.21

English

How long to spend

Spelling:

Spelling: This week's focus is homophones

steel	steal
alter	altar
bridal	bridle
lead	led
assent	ascent

Use a dictionary to check that you know what each of the words mean.

Practise spelling these words each day using some of the given strategies.

There will be a daily Purple Mash spelling practise of these words.

15 minutes a day

Reading:

Each day on Purple Mash you will be given a text to read and a task to complete. Make sure you complete this daily so that you can keep track of the story.



Daily Reading – It is important that you read on your own for at least 15 minutes each day. You have been set 4 books each week to read on Myon. You can read these in any order and will be changed weekly. Make sure that you quiz on Accelerated Reading after you have finished reading each book.

RENAISSANCE
myON

15 minutes a day

15 minutes daily

Writing – Report

This week we will be creating a Police Report

Monday	<p>LO: To identify with a character</p> <p><u>Success Criteria</u> Put yourself in the role of a police officer. Think about the language that you would use. Write your response to arresting Toad</p> <p><u>Input</u> Watch the video linked with the 2do.</p> <p><u>Activity</u> Using the Mash Cam activity on Purple Mash, can you write down what you would say if you have just arrested Toad for stealing a car? Think about what the tone of voice would be as well as how formal you would be.</p>	<i>1 hour</i>
Tuesday	<p>LO: To be able to use inverted commas</p> <p><u>Success Criteria</u> Read the passage from Wind in the Willows Identify the inverted commas Highlight the speech Highlight the capital letters Highlight the punctuation found in the text</p> <p><u>Input</u> Watch the video linked with the 2do.</p> <p><u>Activity</u> Read the passage from Wind in the Willows and you will need to identify the inverted commas. Once you have done this you will then need to follow the instructions and highlight the text appropriately.</p>	<i>1 hour</i>
Wednesday	<p>LO: To be able to use reported speech.</p> <p><u>Success Criteria</u> Watch the video and look at the comparisons between direct and reported speech. Complete the worksheet writing the sentences in reported speech</p> <p><u>Input</u> Watch the video linked with the 2do.</p> <p><u>Activity</u> Watch the video and look at the comparisons between direct and reported speech. There is questions to complete on the video. Complete the worksheet writing the sentences in reported speech. These are based on the story of Wind in the Willows.</p>	<i>1 hour</i>

<p>Thursday</p>	<p>LO: To plan a Police Report</p> <p><u>Success Criteria</u> In your plan you will need to think about the following information</p> <table border="1" data-bbox="400 293 1257 752"> <tr> <td data-bbox="400 293 831 555"> <p><u>Date and Time:</u></p> <ul style="list-style-type: none"> - Where did this happen? - What day? - What time? - Anything particularly memorable about the weather? </td> <td data-bbox="831 293 1257 555"> <p><u>Persons Involved:</u></p> <ul style="list-style-type: none"> - Who was involved? - Names - Ages - Gender - Height - Profile etc </td> </tr> <tr> <td data-bbox="400 555 831 752"> <p><u>Crime Scene:</u></p> <ul style="list-style-type: none"> - What was taken - What was damaged? - What was found? - Any D.N.A. evidence? </td> <td data-bbox="831 555 1257 752"> <p><u>Witnesses:</u></p> <ul style="list-style-type: none"> - Who else was there? - Did anyone hear anything? - What did suspect /victims have to say? </td> </tr> </table> <p><u>Input</u> Watch the video linked with the 2do.</p> <p><u>Activity</u> Using the template on Purple Mash can you complete a plan for your police report?</p>	<p><u>Date and Time:</u></p> <ul style="list-style-type: none"> - Where did this happen? - What day? - What time? - Anything particularly memorable about the weather? 	<p><u>Persons Involved:</u></p> <ul style="list-style-type: none"> - Who was involved? - Names - Ages - Gender - Height - Profile etc 	<p><u>Crime Scene:</u></p> <ul style="list-style-type: none"> - What was taken - What was damaged? - What was found? - Any D.N.A. evidence? 	<p><u>Witnesses:</u></p> <ul style="list-style-type: none"> - Who else was there? - Did anyone hear anything? - What did suspect /victims have to say? 	<p>1 hour</p>
<p><u>Date and Time:</u></p> <ul style="list-style-type: none"> - Where did this happen? - What day? - What time? - Anything particularly memorable about the weather? 	<p><u>Persons Involved:</u></p> <ul style="list-style-type: none"> - Who was involved? - Names - Ages - Gender - Height - Profile etc 					
<p><u>Crime Scene:</u></p> <ul style="list-style-type: none"> - What was taken - What was damaged? - What was found? - Any D.N.A. evidence? 	<p><u>Witnesses:</u></p> <ul style="list-style-type: none"> - Who else was there? - Did anyone hear anything? - What did suspect /victims have to say? 					
<p>Friday</p>	<p>LO: To write a police report</p> <p><u>Success Criteria</u> Remember to include the following information in your report about the arrest of Toad</p> <table border="1" data-bbox="400 1339 1257 1798"> <tr> <td data-bbox="400 1339 831 1601"> <p><u>Date and Time:</u></p> <ul style="list-style-type: none"> - Where did this happen? - What day? - What time? - Anything particularly memorable about the weather? </td> <td data-bbox="831 1339 1257 1601"> <p><u>Persons Involved:</u></p> <ul style="list-style-type: none"> - Who was involved? - Names - Ages - Gender - Height - Profile etc </td> </tr> <tr> <td data-bbox="400 1601 831 1798"> <p><u>Crime Scene:</u></p> <ul style="list-style-type: none"> - What was taken - What was damaged? - What was found? - Any D.N.A. evidence? </td> <td data-bbox="831 1601 1257 1798"> <p><u>Witnesses:</u></p> <ul style="list-style-type: none"> - Who else was there? - Did anyone hear anything? - What did suspect /victims have to say? </td> </tr> </table> <p><u>Input</u> Watch the video linked with the 2do.</p> <p><u>Activity</u></p>	<p><u>Date and Time:</u></p> <ul style="list-style-type: none"> - Where did this happen? - What day? - What time? - Anything particularly memorable about the weather? 	<p><u>Persons Involved:</u></p> <ul style="list-style-type: none"> - Who was involved? - Names - Ages - Gender - Height - Profile etc 	<p><u>Crime Scene:</u></p> <ul style="list-style-type: none"> - What was taken - What was damaged? - What was found? - Any D.N.A. evidence? 	<p><u>Witnesses:</u></p> <ul style="list-style-type: none"> - Who else was there? - Did anyone hear anything? - What did suspect /victims have to say? 	<p>1 hour</p>
<p><u>Date and Time:</u></p> <ul style="list-style-type: none"> - Where did this happen? - What day? - What time? - Anything particularly memorable about the weather? 	<p><u>Persons Involved:</u></p> <ul style="list-style-type: none"> - Who was involved? - Names - Ages - Gender - Height - Profile etc 					
<p><u>Crime Scene:</u></p> <ul style="list-style-type: none"> - What was taken - What was damaged? - What was found? - Any D.N.A. evidence? 	<p><u>Witnesses:</u></p> <ul style="list-style-type: none"> - Who else was there? - Did anyone hear anything? - What did suspect /victims have to say? 					

	Using the template on Purple Mash. Can you complete your police report about the arrest of Toad? Remember to include the information that is in the Success Criteria.	
Handwriting:	Please continue to practise your handwriting every day. Use tips on our website to help you. Write out your spellings in your neatest handwriting. Can you put each word in a sentence?	10 minutes a day

Maths: Fractions and Decimals

Mental maths:	Practise all your times tables on TT Rockstars each day THE BATTLE IS STILL ON AGAINST ALL THE CLASSES IN KS2. 	10 minutes a day
----------------------	--	------------------

Monday	<p>LO - To recognize acute, obtuse and reflex angles.</p> <p><u>Starter</u> Daily Fluent in Five for given number – Todays number is 323 + 10, -10, x 10, x 100, ÷ 10, ÷ 100, Double it, Half it.</p> <p><u>Input</u> Watch the video on the 2do link about</p> <p><u>Activity</u> Complete your work on Purple Mash and send it back to your teacher. Children to have selection of shapes to identify whether the indicated angle is acute, obtuse, reflex etc</p> <p><u>Success Criteria</u> I know acute angles are less than 90° I know 90° degree angles are right angles I know obtuse angles are greater than 90° and less than 270° I know reflex angles are greater than 270°.</p>	1 Hour
---------------	--	--------

Tuesday	<p style="text-align: center;">THE LBQ CODE WILL BE IN THE DESCRIPTION ON PURPLE MASH. IT WILL ALSO BE ON THE YEAR 5 PAGES ON THE GREENHILL WEBSITE</p> <p>LO – To understand how to use a protractor</p> <p><u>Starter</u> Daily Fluent in Five for given number – Todays number is 73 + 10, -10, x 10, x 100, ÷ 10, ÷ 100, Double it, Half it.</p> <p><u>Input</u> Watch the video on the 2do link about</p> <p><u>Activity</u></p>	1 hour
----------------	--	--------


	<p>Complete your work on Learning by Questions (www.lbq.org/task) and Purple Mash and send it back to your teacher. The questions today all relate to how to use a protractor</p> <p>Success Criteria To understand how to use a protractor Identify the type of angle.</p>	
Wednesday	<p>LO - To find missing angles at a point on a straight line</p> <p><u>Starter</u> Daily Fluent in Five for given number – Todays number is 112 + 10, -10, x 10, x 100, ÷ 10, ÷ 100, Double it, Half it.</p> <p><u>Input</u> Watch the video on the 2do link about</p> <p><u>Activity</u> Complete your work on Purple Mash and send it back to your teacher.</p> <p><u>Success Criteria</u> Straight line = 180° $180^\circ - \text{given angle} = ?$</p>	1 hour
Thursday	<p>LO - To find missing angles around a point</p> <p><u>Starter</u> Daily Fluent in Five for given number – Todays number is 135 + 10, -10, x 10, x 100, ÷ 10, ÷ 100, Double it, Half it.</p> <p><u>Input</u> Watch the video on the 2do link about</p> <p><u>Activity</u> Complete your work on Purple Mash and send it back to your teacher.</p> <p><u>Success Criteria</u> Full turn = 360° Add given angles Take answer away from 360°</p>	1 hour
Friday	<p>LO - To find missing angles in a triangle</p> <p><u>Starter</u> Daily Fluent in Five for given number – Todays number is 472 + 10, -10, x 10, x 100, ÷ 10, ÷ 100, Double it, Half it.</p> <p><u>Input</u> Watch the video on the 2do link about</p> <p><u>Activity</u> Complete your work on Purple Mash and send it back to your teacher.</p> <p><u>Success Criteria</u> Angles in a triangle = 180° Add given angles Take away from 180°</p>	1 hour
Curriculum		

Geography:

Holiday on the Loire River

1 hour

Your task is to create a persuasive text about the Loire River. You will need to talk about Physical features found along the river as well as man-made features that can be seen. The activity has been set on Purple Mash.



Holidays near the Loire River

**Science
States of Matter**

LO: I can compare and group materials based on their properties.

1 hour

Success Criteria

I can give reasons why materials should be used for specific purposes.

I can identify the properties of a material.

Materials and their Uses		
Object	What material should you use?	Why would this material be appropriate?

Input

What is the difference between these a plastic ruler and a metal nail?

Find out what these words mean

- Flexible

- Rigid
- Waterproof
- Not waterproof
- Light
- Heavy
- Absorbs
- Water
- Conductive
- Magnetic

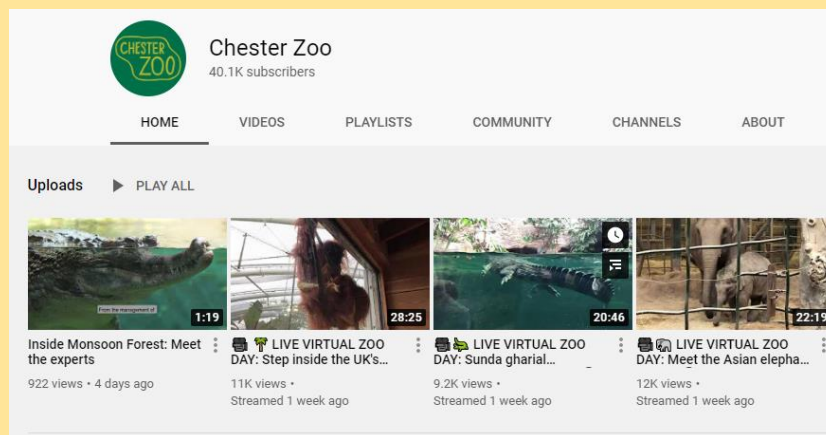
Activity

Complete the table on Purple Mash thinking what the materials would be used for.

EXTRA ACTIVITY

Chester Zoo are running virtual visits to the zoo via their YouTube Channel. If you get a chance have a look at the fabulous work that they do with the animals.

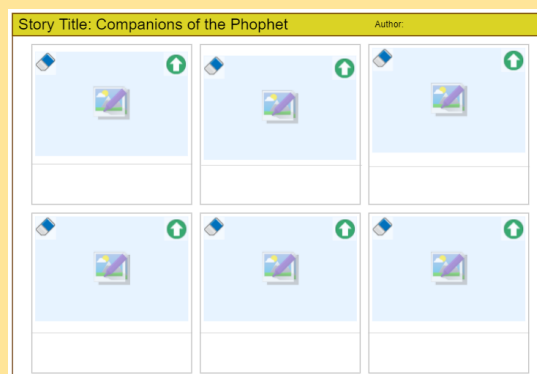
<https://www.youtube.com/user/OfficialChesterZoo>



RE

Companions of the Prophet

Watch this video and create a storyboard about the story of Bilal. Please include your own illustrations and a brief summary of the story. <https://www.youtube.com/watch?v=bBAy81MwxLY>




PE

PE with Joe Wicks

Joe Wicks will be taking our PE sessions again throughout the latest lockdown. Make sure you are up and ready from Monday 11th January at 9:00 to take part in the exercise with the Body Coach.

3 Times a week




	<p>He will be streaming live on his You Tube channel https://www.youtube.com/user/thebodycoach1 every Monday, Wednesday and Friday.</p> <p><u>Yoga Bugs</u></p> <p>Another way you stay fit and healthy is by taking part in these Yoga sessions. Visit the following website https://vimeo.com/showcase/7488612 and use the password schoolbugs321*</p> 	
<u>Music</u>	<p>Each week Mrs Cermac will be uploading a new lesson for you to do at home on YUMU. She is also going to be continuing with the class competitions. Class 11 have been the winners for a number of weeks. Let's see if Year 5 can continue to be in the lead this term. Also remember to NOT change the password, even if prompted because this will restrict everyone's access.</p> <p>Class 11 Username: p1351529 Password: orchid</p> <p>Class 12 Username: p1351500 Password: banana</p>	30 minutes

We are looking forward to seeing what you have been up to and feeding back on all your learning. If you are having any issues with anything, please send an e-mail on Purple Mash and we will get back to you as soon as we can.

Thank you for your support.
Mrs Baguley, Mrs Akroyd and Mr Bottomley

Spelling Strategies

Use some of these strategies to help you practise your spellings.

<p>1. ABC Order</p>  <p>Write all of your spelling words in alphabetical (ABC) order.</p>	<p>2. Word Parts</p> <p>Write your words. Then use a coloured pencil to divide the words into syllables. e.g. jumping caterpillar</p>	<p>3. Other Handed</p> <p>Write each word 5 times, switching the hand you write it with each time. Say the word as you spell it.</p>	<p>4. Vowel Spotlight</p> <p>Write your words using one colour for the vowels and another colour for the consonants. (vowels: a, e, i, o, u)</p>
<p>5. Use Technology</p> <p>Type out your spelling words on the computer. Try to use at least 4 different fonts.</p> 	<p>6. Pyramid Words</p> <p>s sp spe spel spell spelli spellin spelling (or make them boat shaped, star, smiley face, etc.)</p>	<p>7. "Ransom" Words</p> <p>"Write" your words by cutting letters out of a newspaper or magazine and gluing the letters on a piece of paper to spell your words.</p> 	<p>8. Rainbow Words</p> <p>Write your spelling words with coloured pencils. Make each letter a different colour.</p> 