









Home Learning – Learning Base 2- wk bq – 1<sup>st</sup> March 2021 - OVERVIEW

| <u>English – Communication (Speaking and listening)</u> |  |
|---|--|
| <u>Monday</u>   | <p>During Literacy the children will be looking at different pobble 365 pictures related to the topic. Please talk to your child about these pictures, describe what they see and ask and answer questions to gain more information. This week the picture is</p>  <p>What do you notice?<br/>Parents – please take turns with your child to say what you notice in the picture<br/><i>Resources –Pobble picture</i></p>  |
| <u>Tuesday</u>  | <p>Can you continue the story of George’s ship coming to life?<br/>What will he do with the ship now that it has magically appeared?<br/><i>Resources –Pobble picture, I can see bubble and Concept in Print pictures (CIP)</i></p>  |
| <u>Wednesday</u>  | <p>What other drawings might George have done in the past? Where are they now?<br/>If you could draw anything (knowing it would come to life) what would you draw?<br/><i>Resources – Pobble picture</i></p>   |
| <u>Thursday</u>   | <p>Imagine you have George’s powers. Can you draw something that you’d like to come to life?<br/><i>Resources – Pictures of different things that come to life</i></p>   |
| <u>Friday</u>   | <p>Describe your picture. What is in the picture?<br/><i>Resources – Pobble picture, own picture of something coming to life.</i></p>  |
| <u>Spelling/ phonics</u>                                |  |
| <u>Monday</u>   | <p>Say /j/ - Sing and bounce jjjjjj, push your lips forward as you make the sound</p> <div style="display: flex; justify-content: space-around; align-items: flex-start;"> <div style="text-align: center;">  <p>/j/ jiji/ jam</p> </div> <div style="text-align: center;">  <p>/j/ jug</p> </div> </div> <div style="display: flex; justify-content: space-around; align-items: flex-start; margin-top: 20px;"> <div style="text-align: center;">  <p>/j/ jelly</p> </div> <div style="text-align: center;">  <p>/j/ jigsaw</p> </div> </div> |
| <u>Tuesday</u>  | <p>Write /j/. Run finger down the /j/ saying jiji. Say /j/ as you touch the end of /j/</p> <p><u>Speed sounds</u> Hide /j/ in the middle of the words<br/>Show cards m/a/s/d/t/i/n/p/g/o/c/k/u/ b/f/e/l/h/r/ and practice until can read at speed</p>  |

|                  |   |
|------------------|---|
| <u>Wednesday</u> | <p><u>Write /j/</u><br/> 1/. Handwrite. Air write /j/ saying – down his body, curl and dot<br/> 2/. Sound write. Say jiji, in a rhythm as air writing large /j/<br/> Repeat 1/. And 2/. Getting faster each time<br/> Repeat 1/. And 2/. On paper<br/> <u>Speed write</u><br/> Choose 3 of the sounds previously taught - m/a/s/d/t/i/n/p/g/o/c/k/u/ b/f/e/l/h/r/sh/ck/<br/> Write the sound said as quick as you can</p>   |
| <u>Thursday</u>  | <p><u>Fred talk (oral)</u><br/> Say these words in fred talk<br/> j/e/t, j/o/b, j/o/g, j/a/m, j/o/p, j/o/f,<br/> - children repeat the fred talk and say the word -<br/> j/e/t jet</p>  |
| <u>Friday</u>    | <p>Use 1 set of m/a/s/d/t/i/n/p/g/o/c/k/u/b/f/e/l/h/r /sh/ck/<br/> <u>Make these words – steps –</u><br/> Real words – met/ set/ fan/ fun/ fat/ lip/ log/ let/ had/ hit/ hen/ ship/ shop/ fish/ sack<br/> Nonsense words – gof/ shup/ hib/ fot/ gock</p>  |
|                  | <p><b>Websites to support phonics learning</b><br/> <a href="https://www.verywellfamily.com/best-free-educational-websites-for-kids-3129084">https://www.verywellfamily.com/best-free-educational-websites-for-kids-3129084</a><br/> - Sesame Street - letters - <a href="https://www.sesamestreet.org/games">https://www.sesamestreet.org/games</a><br/> - Starfall- sounds - <a href="https://www.starfall.com/h/">https://www.starfall.com/h/</a><br/> - Phonicsplay - <a href="https://www.phonicsplay.co.uk">https://www.phonicsplay.co.uk</a><br/> <a href="https://www.topmarks.co.uk/">https://www.topmarks.co.uk/</a> - games for sounds<br/> <a href="https://www.ictgames.com/">https://www.ictgames.com/</a> - games for literacy</p>                             |
| <b>Writing</b>   |   |
| <u>Monday</u>    | <p><b>Teach Handwriting</b>  Do 5 exercises daily<br/> - <a href="https://teachhandwriting.co.uk/handwriting-warm-up-exercises.html">https://teachhandwriting.co.uk/handwriting-warm-up-exercises.html</a><br/> Please practice your child’s full name so that all the letters are formed correctly.<br/> Please use the RWI (alphabet) sheet provided in your home learning pack.<br/> Say the letter formation as you write the letter eg. “round the apple and down the leaf”<br/> when writing the letter /a/.<br/> Say the letter and sound of the letters in your child’s name. Form the letter correctly.<br/> <i>Resources – RWI letter formation sheet, child’s name card</i></p> |
| <u>Tuesday</u>   | <p>Say a letter and sound.<br/> Child to form the letter correctly.<br/> Practice writing all the letters of the alphabet.<br/> Say the letter name and sound.<br/> <i>Resources – RWI letter formation sheet</i></p>   |
| <u>Wednesday</u> | <p>Use the words from spelling for your child to write.<br/> Say the word eg. map, show on your fingers the sounds /m/a/p/, say word again – map<br/> <i>Resources – words to write – map, tin etc</i></p>  |
| <u>Thursday</u>  | <p>Can you draw something that you’d like to come to life?<br/> <i>Resources – CIP words to write the words things to thank other people for</i></p>  |
| <u>Friday</u>    | <p>Describe your picture. What is in the picture?<br/> <i>Resources – CIP words to support ideas</i></p>  |

|                  |   |
|------------------|---|
|                  | <p><b>Websites to support writing</b><br/> <a href="https://www.abcya.com/grades/prek">https://www.abcya.com/grades/prek</a><br/> <a href="http://www.funbrainjr.com/search_games.html">http://www.funbrainjr.com/search_games.html</a></p>   |
| <b>Reading</b>   |   |
| <b>Monday</b>    | <p>Please continue reading the ORT books that have been sent home.<br/> Please share your child's reading book.<br/> Please talk about the pictures and what is happening in the story.<br/> <i>Resources – reading books</i></p>   |
| <b>Tuesday</b>   | <p>Please listen, share and ask questions about the reading books sent home.<br/> Talk about who is in the story?<br/> What is happening?<br/> What do they think will happen next?<br/> Look at the initial letters and read the text in the book</p>  |
| <b>Wednesday</b> | <p>Bugclub - Please log in and read the books that have been selected for your child at their level of learning - Username and Password given<br/> <i>Resources – <a href="https://www.activelearnprimary.co.uk/login?c=0">https://www.activelearnprimary.co.uk/login?c=0</a></i></p>   |
| <b>Thursday</b>  | <p>Register and access free books - <a href="https://home.oxfordowl.co.uk/reading/reading-schemes-oxford-levels/read-write-inc-phonics-guide/">https://home.oxfordowl.co.uk/reading/reading-schemes-oxford-levels/read-write-inc-phonics-guide/</a> - parents to use for home learning<br/> <i>Resources - <a href="https://www.oxfordowl.co.uk/">https://www.oxfordowl.co.uk/</a></i></p>  |
| <b>Friday</b>    | <p>Myon free books. Please log in and look at the books available.<br/> Share the books<br/> Listen to the tricky word song - <a href="https://www.youtube.com/watch?v=TvMyssfAUx0">https://www.youtube.com/watch?v=TvMyssfAUx0</a><br/> <i>Resources – <a href="http://www.myon.co.uk">www.myon.co.uk</a> and websites</i></p>   |
| <b>Maths</b>     |   |
| <b>Monday</b>    | <p>Order the numbers 1-10.<br/> Remove a number and find the missing number.<br/> Find 1 more than and 1 less than. Use numbers 1-20 when confident with 1-10<br/> <i>Resources – individual numeral and number lines</i></p>   |
| <b>Tuesday</b>   | <p>Practice writing numerals to 10 and numerals 1-20<br/> Say a number, child finds on the number line and writes and says the numeral<br/> Repeat with other numbers<br/> <i>Resources – number lines</i></p>  |
| <b>Wednesday</b> | <p>Please continue to practically count out amounts of objects.<br/> Look at the numerals 1-20 and count out the correct amount of objects.</p>   |
| <b>Thursday</b>  | <p><b>Addition</b><br/> Using items from around the house or kitchen to count.<br/> Read the calculation and use the items to create the number sentence.<br/> Record the answer</p>  |
| <b>Friday</b>    | <p><b>Subtraction</b><br/> Children to select a numeral and find that many objects.<br/> They will say 'I have got ___ objects'. Select a second number and take that many objects away from the first. Record their answer.</p>  |
|                  | <p><b>Websites to support maths learning</b><br/> <a href="https://www.verywellfamily.com/best-free-educational-websites-for-kids-3129084">https://www.verywellfamily.com/best-free-educational-websites-for-kids-3129084</a><br/> - Jack Hartman count to 100 -<br/> - PBS Kids - counting songs - <a href="https://pbskids.org/">https://pbskids.org/</a><br/> <a href="https://www.starfall.com/">https://www.starfall.com/</a> - counting</p> |

|                          |  |
|--------------------------|--|
|                          | <p>- CoolMath - all maths concepts<br/> <a href="https://www.topmarks.co.uk/">https://www.topmarks.co.uk/</a> - games for maths<br/> <a href="https://www.ictgames.com/">https://www.ictgames.com/</a> - games for maths<br/> <a href="https://www.abcya.com/grades/prek">https://www.abcya.com/grades/prek</a> - maths games<br/> <a href="http://www.funbrainjr.com/searchgames.html">http://www.funbrainjr.com/searchgames.html</a></p>   |
| <b>Curriculum</b>        |  |
| <b>Music</b>             | <p>The music service have added lessons online. Go to<br/> <a href="https://www.GMmusiconline.co.uk/yumu">https://www.GMmusiconline.co.uk/yumu</a><br/> Enter your username and password in the boxes on the screen.<br/> Your username is: p1351527<br/> Your password is: symphony<br/> Click on the different tabs to listen to the songs that your children take part in</p>   |
| <b>Topic</b>             | <p>This half term the children will be learning about 'Artists'<br/> They will be looking at different artists and talk about what inspires them<br/> They will look at and describe artists work</p> <div style="display: flex; align-items: center;">  <div style="margin-left: 10px;"> <a href="https://www.youtube.com/watch?v=aNi3wS5rvKc">https://www.youtube.com/watch?v=aNi3wS5rvKc</a> </div> </div> <div style="display: flex; align-items: center; margin-top: 10px;">  <div style="margin-left: 10px;"> <a href="https://www.youtube.com/watch?v=m2jK3OnrSBo">https://www.youtube.com/watch?v=m2jK3OnrSBo</a> </div> </div> <p>Please look at the books online and talk about what you notice</p> |
| <b>Topic</b>             | <p>To copy a Matisse design using different shapes and colours</p> <p>Make own version of Matisse pattern<br/> <a href="https://www.youtube.com/watch?v=Ly7BQb44w3s">https://www.youtube.com/watch?v=Ly7BQb44w3s</a> – cut outs activity</p>   |
| <b>On-going project-</b> | <p>The children will be talking about different artists</p> <p>The on-going topic this half term will be to<br/> *create a collage of themselves using as many different materials, textures etc<br/> What would you need to use?<br/> Describe your art piece</p>   |
| <b>Sensory</b>           |  |
| <b>Playdough</b>         | <p>Follow the guidance on Dough disco - <a href="https://www.youtube.com/watch?v=3K-CQrjl0uY">https://www.youtube.com/watch?v=3K-CQrjl0uY</a></p>  |
| <b>Meditation / Yoga</b> |  |
| <b>Peaceout</b>          | <p>Follow the peaceout video - <a href="https://www.youtube.com/watch?v=2TFuFd4iFOY">https://www.youtube.com/watch?v=2TFuFd4iFOY</a></p>   |
| <b>SEESAW</b>            |  |
| <b>Seesaw</b>            | <p>Please use your log in to access all your learning</p>  |

**Don't forget-**

We love seeing your home learning.

You can always take a photo and email to school or tweet us!

We are looking forward to seeing what you have been up to.

IF YOU TAKE A PHOTO or make a video of your child learning, please send to  
[info@greenhill.theharmonytrust.org](mailto:info@greenhill.theharmonytrust.org)